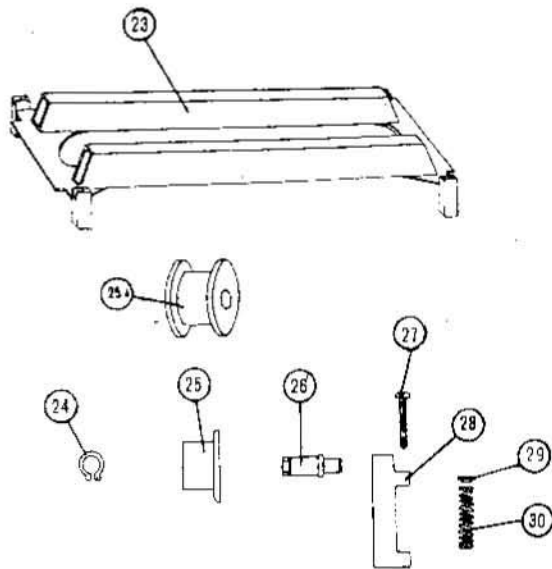


PARTS REFERENCE

Model 78 Jack

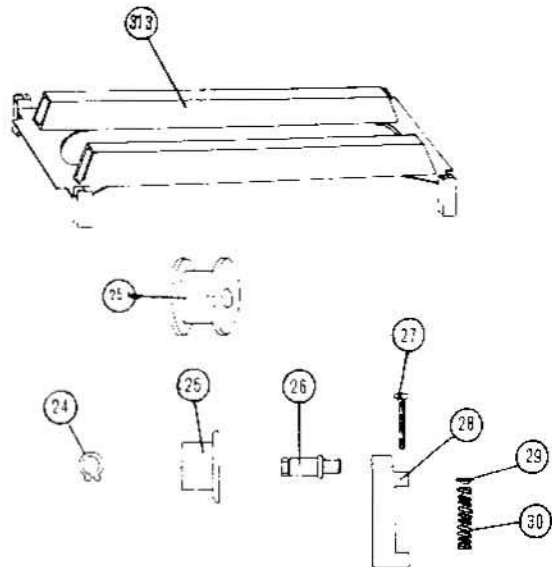
FMC 3770



Ref. No.	Part No.	Description
23	69211	Carriage (3770)
313	69217	Carriage (3870)
24	69203	Snap Ring, 16mm
25	69204	Wheel
25/A	69205	Wheel
26	69206	Axle, Wheel
27	69207	Screw, M6 x 40
28	69208	Bracket, Wheel Mounting
29	69209	Compression Fitting, Spring
30	69210	Spring
.	1177882	Fitting - Elbow
.	1177534	Fitting - Brass (with plastic compression sleeve)
.	68030	Pilot Actuator
.	59781	Valve - Pneumatic
.	996074	Tubing - Plastic (3/6")
.	69407	Fitting - Tee (brass)
.	69406	Fitting - Elbow (brass)
.	69408	Plate - Hose retainer
.	1105423	1/8" NPT Nipple

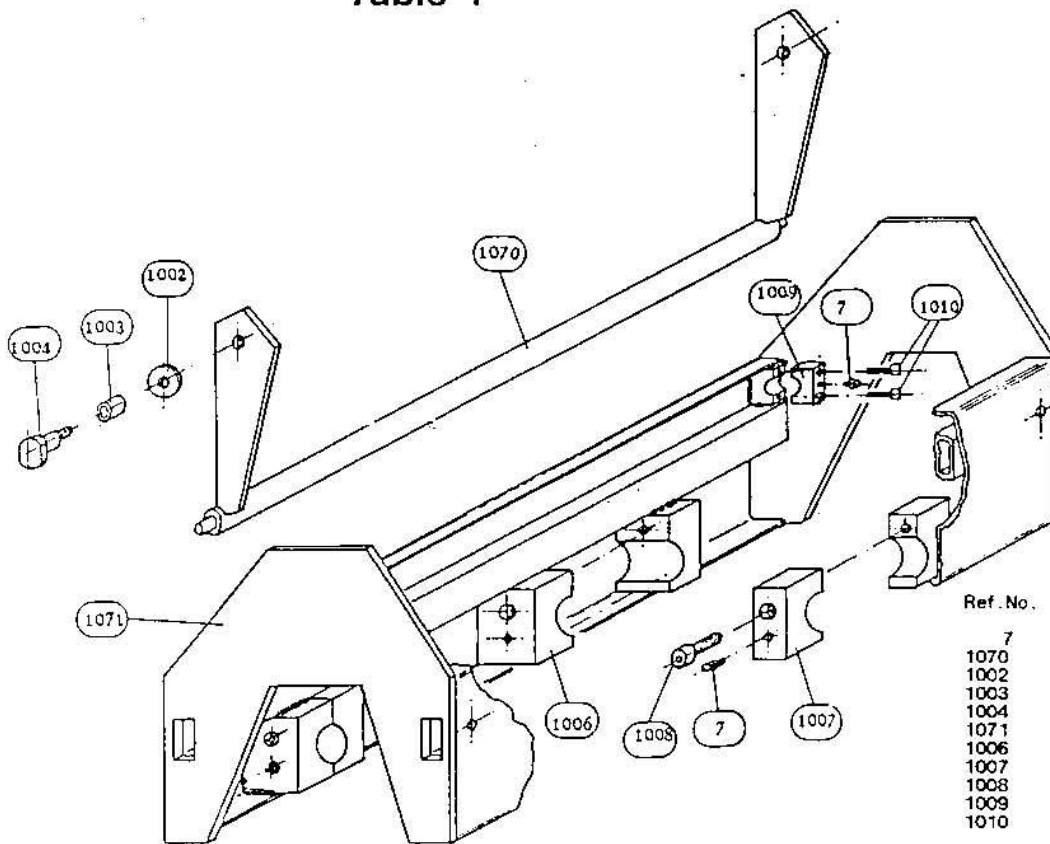
. Part of 78 Jack Safety Device. Not Shown.

FMC 3870



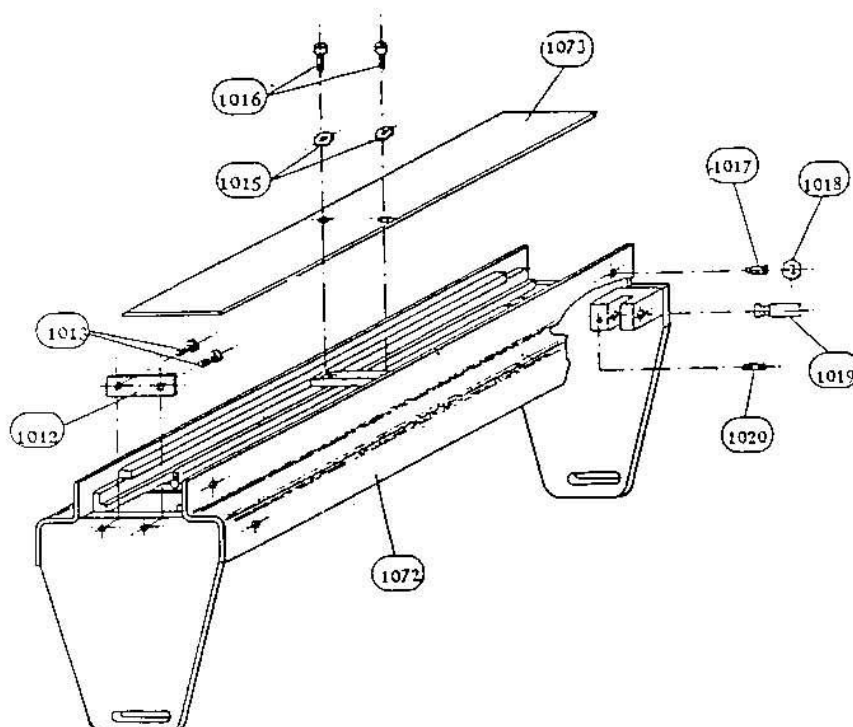
78 JACK PARTS REFERENCE

Table 1



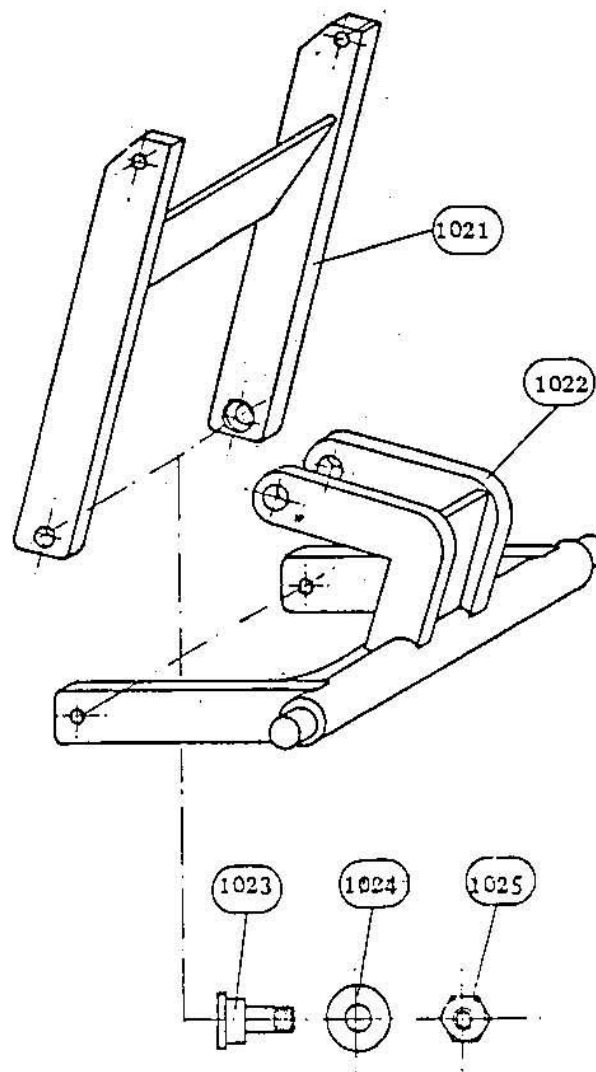
Ref. No.	Part No.	Description
7	69031	Grease Nipple, M6
1070	69218	Torsion Bar
1002	69223	Washer
1003	69224	Bushing
1004	69225	Shoulder Bolt
1071	69219	Frame, Lower
1006	69226	Block, Left
1007	69227	Block, Right
1008	69228	Screw, M12 x 30
1009	69229	Torsion Bar Support
1010	69230	Screw, M6 x 30

Table 2



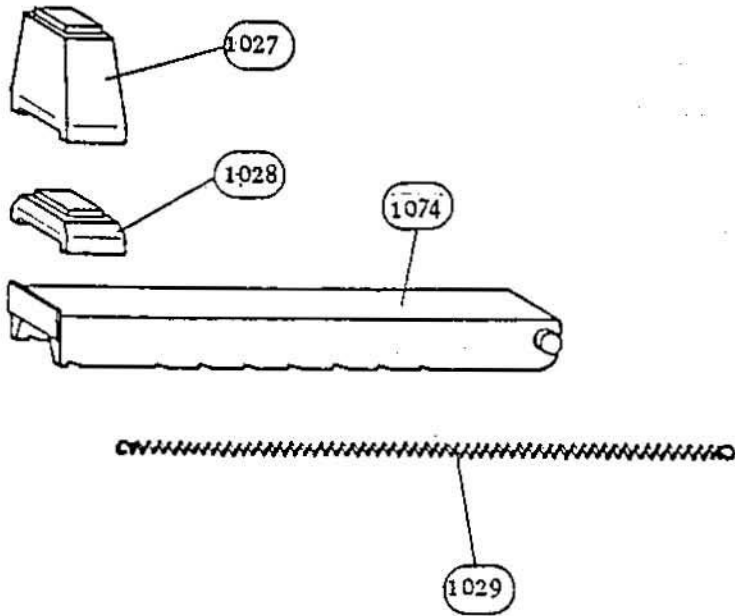
Ref. No.	Part No.	Description
1072	69220	Frame, Upper
1012	69231	Block
1013	69232	Screw, M6 x 15
1073	69221	Cover Plate - Rubber
1015	69233	Washer, 4mm
1016	69234	Screw, M4 x 15
1017	69235	Screw, M8 x 25
1018	69236	Nut, M8
1019	69237	Pin
1020	69238	Screw, M6 x 15

Table 3



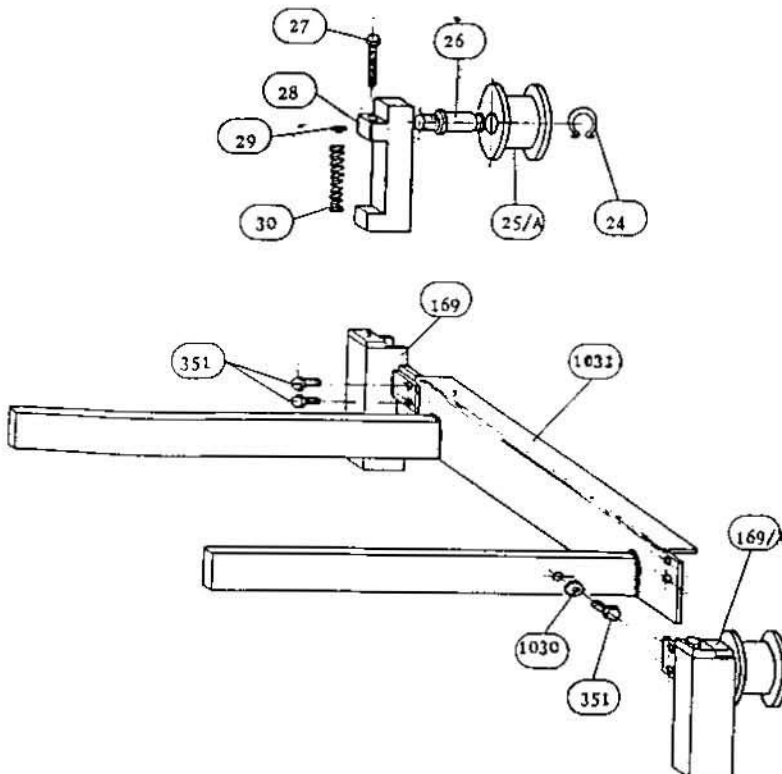
Ref. No.	Part No.	Description
1021	69239	Upper Arm
1022	69240	Lower Arm
1023	69241	Shoulder Bolt
1024	69242	Washer
1025	69243	Nut, M12

Table 4



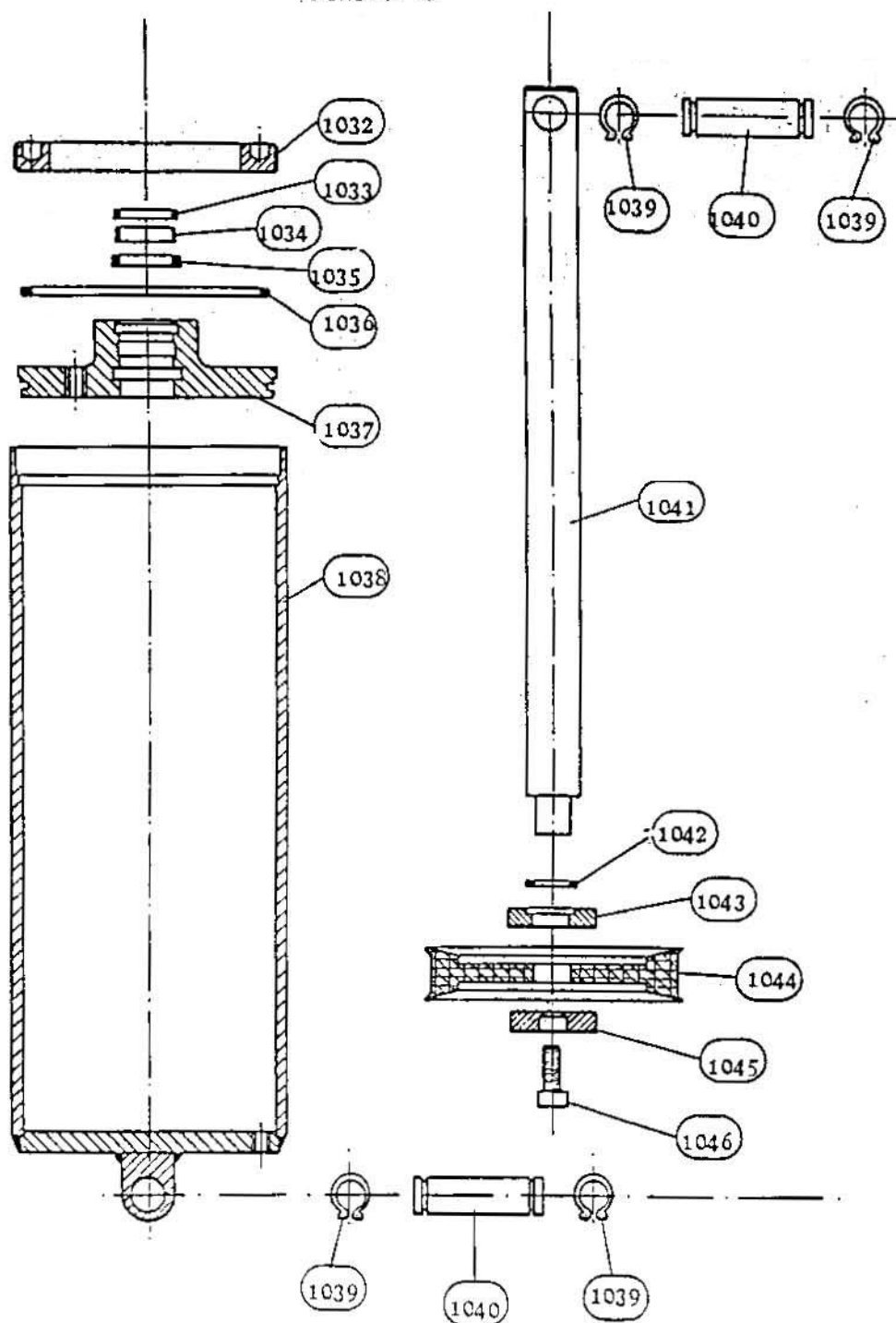
Ref. No.	Part No.	Description
1074	69222	Extension Arm
1027	69244	Block, Large
1028	69245	Block, Small
1029	69246	Spring

Table 5



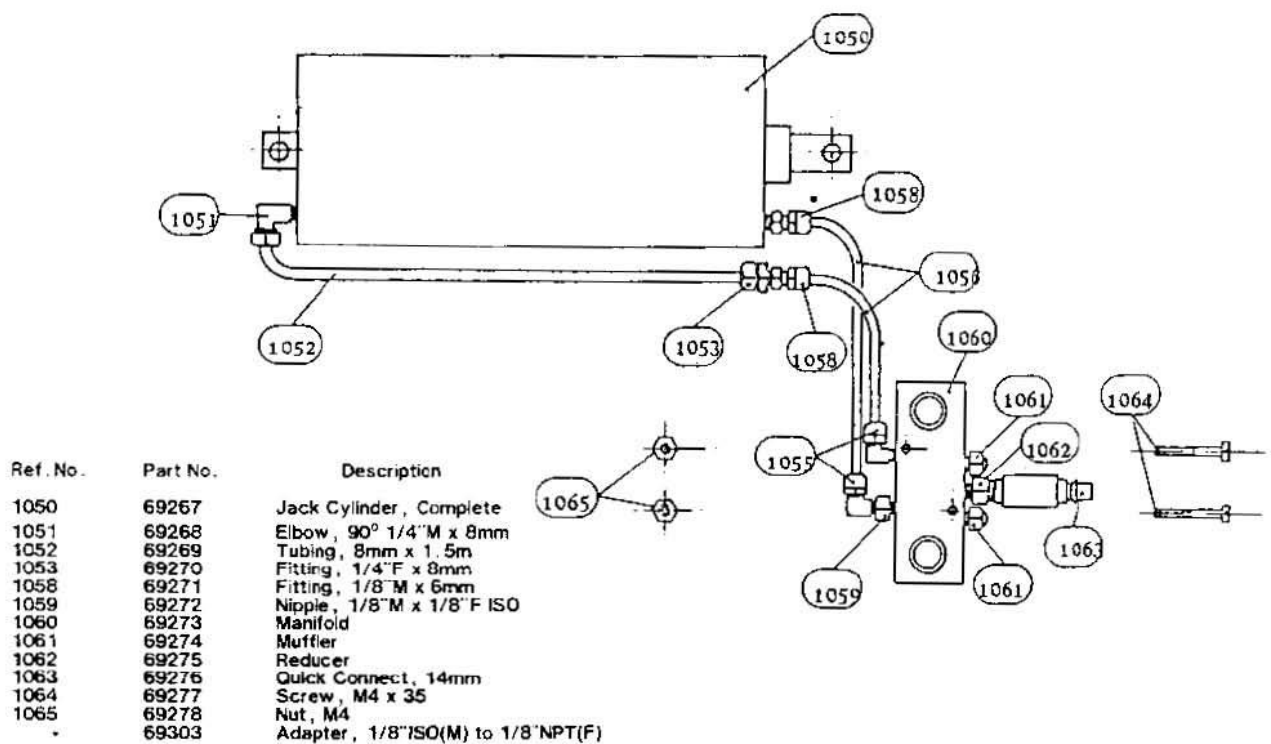
Ref. No.	Part No.	Description
24	69203	Snap Ring, 16mm
25/A	69205	Wheel
26	69206	Axle
27	69207	Screw, M6 x 40
28	69208	Bracket
29	69209	Compression Ring
30	69210	Spring
169	69249	Bracket, Support
169/A	69250	Bracket Support Assy, Comp.
351	69251	Screw, M8 x 15
1030	69247	Washer, M8
1031	69248	Bracket, Angle

Table 6



Ref. No.	Part No.	Description
1032	69252	Lock Ring
1033	69253	Scraper Ring, WRM 118149
1034	69254	Guide Ring, 1/DWR/30/2
1035	69255	Seal, B157118
1036	69256	Seal, O-Ring
1037	69257	Nut - Ring
1038	69258	Cylinder
1039	69259	Snap Ring, 20mm
1040	69260	Pin
1041	69261	Piston Rod
1042	69262	Seal, O-Ring
1043	69263	Flange, Piston
1044	69264	Seal, TPU 150
1045	69265	Flange, Piston
1046	69266	Screw, M10 x 25
1050	69267	Jack Cylinder, Complete

Table 7



- Not Shown. Use when incorporating any standard quick connect to jack.

LABELS - 78 JACK

Part No.	Description
68453	Label - "78", 1
69287	"Capacity 4400 Lbs.", 1
69283	Arrow - Black, 2
59841	Warning - Jack, 1
59840	Warning - Roller, 1
81088	Logo - "FMC", 2

LABELS - 3770 LIFT

Part No.	Description
68450	"3770", 1
69285	"Mechanical Locks", 1
69284	Arrow - Silver, 2
69288	"Capacity - 6600 Lbs.", 2
69286	"Hydraulic Connections", 3
68452	"FMC" - 2" x 6" Silver, 2
68001	Label - Safety, 2
81088	"FMC" - 2" x 6" Black, 2
985255	Striping Tape - 1/4" Red, 61"

LABELS - 3870 LIFT

Part No.	Description
68451	"3870", 1
69285	"Mechanical Locks", 1
69284	Arrow - Silver, 2
69289	"Capacity - 11000 Lbs.", 2
69286	"Hydraulic Connections", 3
68452	"FMC" - 2" x 6" Silver, 2
68001	Label - Safety, 2
81088	"FMC" - 2" x 6" Black, 2
985255	Striping Tape - 1/4" Red, 61"