

# ACCESSORY CATALOG

Wheel Balancing  
System Accessories





# TABLE OF CONTENTS

---

<b>■ Wheel Balancing Systems: Accessories and Kits</b>	
● Hofmann Wheel Clamping Device Identifications	7
● New Tooling Kits	8
● Precision Tooling Kits	9 - 15
● LCM System Kits	16 - 17
● Standard Cone Packages	17 - 18
● Pin Plate Sets	19
● Precision Collet Sets	19 - 20
● Light Truck and Motorhome Tooling Set	21
● Speed Plate Adapter Set	22
● Light Truck Cone Sets	22
● Miscellaneous Accessories	22 - 23
<b>■ OEM Wheel Balancing Systems: Accessories and Kits</b>	
● Acura & Honda OEM Kit	26
● BMW, Mini & Rolls Royce OEM Kit	26
● Chrysler, Dodge & Jeep OEM Kit	27
● Dodge RAM FCA Kit	27
● General Motors (GM) OEM Kit	28
● Infiniti & Nissan OEM Kit	29
● Audi, Bentley, Lamborghini, Porsche & VW OEM Kit	29
● Jaguar & Land Rover	30
● Maybach & Mercedes-Benz OEM Kit	31
● Toyota OEM Kit	32
● Subaru	32
● Ford	33
<b>■ Heavy-Duty Wheel Balancing Systems: Accessories and Kits</b>	
● Heavy-Duty Wheel Balancing Accessories	36 - 37
<b>■ Motorcycle Wheel Balancing Systems: Accessories and Kits</b>	
● Motorcycle Wheel Balancing Kit	40
● Additional Motorcycle Adapters	40 - 41
<b>■ Wheel Balancing Systems: Application Chart</b>	
● Application Chart Table of Contents	45

# WHEEL BALANCING SYSTEMS

---

ACCESSORIES AND KITS



# HOFMANN® LINE OF WHEEL BALANCING SYSTEMS



geodyna™ 7100



geodyna™ 7200s



geodyna™ 7600p



geodyna™ 7850p



geodyna™ 8250p



geodyna™ optima® II

# HOFMANN® WHEEL CLAMPING DEVICE IDENTIFICATION

## POWERCLAMP

Wheel is clamped on the balancer with the patented PowerClamp device, providing maximum speed and optimum clamping pressure.

### COMPATIBLE BALANCERS INCLUDE:

- geodyna™ optima® II
- geodyna™ optima®
- geodyna™ 8250p
- geodyna™ 7850p
- geodyna™ 7600p



## ZIPLOCK

ZipLock clamping the wheel on the balancer that have threaded shaft with a quick release threaded nut with handle.

### COMPATIBLE BALANCERS INCLUDE:

- geodyna™ 7600l
- geodyna™ 7400l
- geodyna™ 7200s
- geodyna™ 7100



Not all wheels are the same, Hofmann® is proud to offer three new options to get the very best out of your balancer every time.

- **Standard Tool Kit (Level 1)** - Improved static balancing and alloy wheel protection package
- **Precision Clad & Flange Plate Tool Kit (Level 2)** - High precision kit for steel, alloy and clad passenger car, SUV and pick-up trucks (up to 1 ton) wheels
- **Light Commercial & Motorhome Tool Kit (Level 3)** - Improved and high precision tool kits for heavy, light commercial, delivery van, pick-up truck and motorhome wheels

NEW TOOLING KITS					
Level	Options	Balancer Type	Part Number	Content	Description
Level 1	None	PowerClamp ZipLock	EAK0309J31A	<ul style="list-style-type: none"> <li>▪ EAK0309J10B</li> <li>▪ L190-400-06</li> <li>▪ EAA0307G82A</li> <li>▪ EAS208J30AB</li> </ul>	<ul style="list-style-type: none"> <li>▪ 9 Collet Kit</li> <li>▪ Small Spacer Disk</li> <li>▪ Larger Pressure Cup</li> <li>▪ Black Storage Stand</li> </ul>
Level 2	CenTor™ Plate	PowerClamp ZipLock	EAK0309J32A	<ul style="list-style-type: none"> <li>▪ EAK0309J10B</li> <li>▪ L190-400-06</li> <li>▪ EAK0221J50B</li> <li>▪ EAS208J30AB</li> </ul>	<ul style="list-style-type: none"> <li>▪ 9 Collet Kit</li> <li>▪ Small Spacer Disk</li> <li>▪ CenTor™ Plate Kit</li> <li>▪ Black Storage Stand</li> </ul>
	SpeedPlate	PowerClamp	EAK0309J33A	<ul style="list-style-type: none"> <li>▪ EAK0309J10B</li> <li>▪ L190-400-06</li> <li>▪ EAK0309J38A</li> <li>▪ EAS208J30AB</li> </ul>	<ul style="list-style-type: none"> <li>▪ 9 Collet Kit</li> <li>▪ Small Spacer Disk</li> <li>▪ SpeedPlate Kit</li> <li>▪ Black Storage Stand</li> </ul>
		ZipLock	EAK0309J34A	<ul style="list-style-type: none"> <li>▪ EAK0309J10B</li> <li>▪ L190-400-06</li> <li>▪ EAK0309J39B</li> <li>▪ EAS208J30AB</li> </ul>	<ul style="list-style-type: none"> <li>▪ 9 Collet Kit</li> <li>▪ Small Spacer Disk</li> <li>▪ SpeedPlate Kit</li> <li>▪ Black Storage Stand</li> </ul>
Level 3	CenTor™ Plate	PowerClamp ZipLock	EAK0309J35A	<ul style="list-style-type: none"> <li>▪ EAK0309J10B</li> <li>▪ L190-400-06</li> <li>▪ EAK0221J50B</li> <li>▪ EAK0309J40A</li> <li>▪ EAS208J30AB</li> </ul>	<ul style="list-style-type: none"> <li>▪ 9 Collet Kit</li> <li>▪ Small Spacer Disk</li> <li>▪ CenTor™ Plate Kit</li> <li>▪ LCM Kit</li> <li>▪ Black Storage Stand</li> </ul>
	SpeedPlate	PowerClamp	EAK0309J36A	<ul style="list-style-type: none"> <li>▪ EAK0309J10B</li> <li>▪ L190-400-06</li> <li>▪ EAK0309J38A</li> <li>▪ EAK0309J41A</li> <li>▪ EAS208J30AB</li> </ul>	<ul style="list-style-type: none"> <li>▪ 9 Collet Kit</li> <li>▪ Small Spacer Disk</li> <li>▪ SpeedPlate Kit</li> <li>▪ LCM Kit</li> <li>▪ Black Storage Stand</li> </ul>
		ZipLock	EAK0309J37A	<ul style="list-style-type: none"> <li>▪ EAK0309J10B</li> <li>▪ L190-400-06</li> <li>▪ EAK0309J39B</li> <li>▪ EAK0309J40A</li> <li>▪ EAS208J30AB</li> </ul>	<ul style="list-style-type: none"> <li>▪ 9 Collet Kit</li> <li>▪ Small Spacer Disk</li> <li>▪ SpeedPlate Kit</li> <li>▪ LCM Kit</li> <li>▪ Black Storage Stand</li> </ul>



**EAK0309J31A Precision  
Tooling Kit #1**

- **E162-400-42**
  - » Side A: 53mm - 58mm
  - » Side B: 57mm - 62mm
- **E162-400-43**
  - » Side A: 62mm - 67mm
  - » Side B: 65.5mm - 70.5mm
- **E162-400-44**
  - » Side A: 69mm - 74mm
  - » Side B: 72.5mm - 77.5mm
- **E162-400-45**
  - » Side A: 76.5mm - 81.5mm
  - » Side B: 81.5mm - 86.5mm
- **E162-400-46**
  - » Side A: 85.5mm - 90.5mm
  - » Side B: 90mm - 95mm
- **E162-400-47**
  - » Side A: 94mm - 99mm
  - » Side B: 98mm - 103mm
- **E162-400-48**
  - » Side A: 102mm - 107mm
  - » Side B: 106mm - 111mm
- **E162-400-49**
  - » Side A: 110mm - 115mm
  - » Side B: 114mm - 119mm
- **E162-400-50**
  - » Side A: 118mm - 123mm
  - » Side B: 121.5mm - 126.5mm



E162-400-42  
Low Taper Collet #1



E162-400-43  
Low Taper Collet #2



E162-400-44  
Low Taper Collet #3



E162-400-45  
Low Taper Collet #4



E162-400-46  
Low Taper Collet #5



E162-400-47  
Low Taper Collet #6



E162-400-48  
Low Taper Collet #7



E162-400-49  
Low Taper Collet #8



E162-400-50  
Low Taper Collet #9



L190-400-06  
Spacer



EAS2081J30AB  
Black Storage Stand

**EAK0309J32A Precision  
Tooling Kit #2**

- **E162-400-42**
  - » Side A: 53mm - 58mm
  - » Side B: 57mm - 62mm
- **E162-400-43**
  - » Side A: 62mm - 67mm
  - » Side B: 65.5mm - 70.5mm
- **E162-400-44**
  - » Side A: 69mm - 74mm
  - » Side B: 72.5mm - 77.5mm
- **E162-400-45**
  - » Side A: 76.5mm - 81.5mm
  - » Side B: 81.5mm - 86.5mm
- **E162-400-46**
  - » Side A: 85.5mm - 90.5mm
  - » Side B: 90mm - 95mm
- **E162-400-47**
  - » Side A: 94mm - 99mm
  - » Side B: 98mm - 103mm
- **E162-400-48**
  - » Side A: 102mm - 107mm
  - » Side B: 106mm - 111mm
- **E162-400-49**
  - » Side A: 110mm - 115mm
  - » Side B: 114mm - 119mm
- **E162-400-50**
  - » Side A: 118mm - 123mm
  - » Side B: 121.5mm - 126.5mm
- **V201-400-04**
  - » 4 x 98, 100, 108, 4.5",
  - 8 x 6.5", 170, 180
- **V205-400-20**
  - » 5 x 98, 105, 110, 4.5", 120,
  - 127, 135, 150
- **V205-400-27**
  - » 5 x 100, 108, 112, 115, 4.75",
  - 130, 5.5", 160
- **V206-400-12**
  - » 6 (3) x 115, 120, 127, 130,
  - 6 x 4.5", 132, 135, 5.5"
- **V275-080-11 (8 PCS)**
  - » Style - Wide Cone
  - Head Ø 28mm
  - Length 80mm
  - Total Length 99.5mm
- **V275-095-15 (8 PCS)**
  - » Style - Narrow Cone
  - Head Ø 19mm
  - Length 80mm
  - Total Length 114.5mm
- **V275-105-14 (6 PCS)**
  - » Style C - Ball
  - Head Ø 24.5mm
  - Length 105mm
  - Total Length 124.5mm



E162-400-42  
Low Taper Collet #1



E162-400-43  
Low Taper Collet #2



E162-400-44  
Low Taper Collet #3



E162-400-45  
Low Taper Collet #4



E162-400-46  
Low Taper Collet #5



E162-400-47  
Low Taper Collet #6



E162-400-48  
Low Taper Collet #7



E162-400-49  
Low Taper Collet #8



E162-400-50  
Low Taper Collet #9



L190-400-06  
Spacer



V201-400-04  
CenTor™ Plate #1



V205-400-20  
CenTor™ Plate #2



V205-400-27  
CenTor™ Plate #3



V206-400-12  
CenTor™ Plate #4



V275-080-11  
CenTor™ Stud




V275-095-15  
CenTor™ Stud



V275-105-14  
CenTor™ Stud



S900-005-01  
Measuring Tool



M299-200-01  
Application Chart  
(1985 to current)



EAS2081J30AB  
Black Storage Stand

**EAK0309J33A Precision  
Tooling Kit #3**

- **E162-400-42**
  - » Side A: 53mm - 58mm
  - » Side B: 57mm - 62mm
- **E162-400-43**
  - » Side A: 62mm - 67mm
  - » Side B: 65.5mm - 70.5mm
- **E162-400-44**
  - » Side A: 69mm - 74mm
  - » Side B: 72.5mm - 77.5mm
- **E162-400-45**
  - » Side A: 76.5mm - 81.5mm
  - » Side B: 81.5mm - 86.5mm
- **E162-400-46**
  - » Side A: 85.5mm - 90.5mm
  - » Side B: 90mm - 95mm
- **E162-400-47**
  - » Side A: 94mm - 99mm
  - » Side B: 98mm - 103mm
- **E162-400-48**
  - » Side A: 102mm - 107mm
  - » Side B: 106mm - 111mm
- **E162-400-49**
  - » Side A: 110mm - 115mm
  - » Side B: 114mm - 119mm
- **E162-400-50**
  - » Side A: 118mm - 123mm
  - » Side B: 121.5mm - 126.5mm
- **V265-030-11 (6 PCS)**
  - » Short Cone Seat
  - Head Ø 28mm
  - Length 30mm
  - Total Length 80mm
- **V265-055-14 (6 PCS)**
  - » Ball Seat
  - Head Ø 24.5mm
  - Length 55mm
  - Total Length 105mm
- **V265-045-15 (6 PCS)**
  - » Narrow Cone Seat
  - Head Ø 19mm
  - Length 55mm
  - Total Length 95mm



E162-400-42  
Low Taper Collet #1



E162-400-43  
Low Taper Collet #2



E162-400-44  
Low Taper Collet #3



E162-400-45  
Low Taper Collet #4



E162-400-46  
Low Taper Collet #5



E162-400-47  
Low Taper Collet #6



E162-400-48  
Low Taper Collet #7



E162-400-49  
Low Taper Collet #8



E162-400-50  
Low Taper Collet #9



L190-400-06  
Spacer



V265-030-11  
Torque Tip™



V265-055-14  
Torque Tip™



V265-045-15  
Torque Tip™



V405-818-05  
SpeedPlate™



V404-818-05  
SpeedPlate™



V406-818-05  
SpeedPlate™



EAS2081J30AB  
Black Storage Stand

## EAK0309J34A Precision Tooling Kit #4

- **E162-400-42**
  - » Side A: 53mm - 58mm
  - » Side B: 57mm - 62mm
- **E162-400-43**
  - » Side A: 62mm - 67mm
  - » Side B: 65.5mm - 70.5mm
- **E162-400-44**
  - » Side A: 69mm - 74mm
  - » Side B: 72.5mm - 77.5mm
- **E162-400-45**
  - » Side A: 76.5mm - 81.5mm
  - » Side B: 81.5mm - 86.5mm
- **E162-400-46**
  - » Side A: 85.5mm - 90.5mm
  - » Side B: 90mm - 95mm
- **E162-400-47**
  - » Side A: 94mm - 99mm
  - » Side B: 98mm - 103mm
- **E162-400-48**
  - » Side A: 102mm - 107mm
  - » Side B: 106mm - 111mm
- **E162-400-49**
  - » Side A: 110mm - 115mm
  - » Side B: 114mm - 119mm
- **E162-400-50**
  - » Side A: 118mm - 123mm
  - » Side B: 121.5mm - 126.5mm
- **V265-030-11 (6 PCS)**
  - » Short Cone Seat
  - Head Ø 28mm
  - Length 30mm
  - Total Length 80mm
- **V265-055-14 (6 PCS)**
  - » Ball Seat
  - Head Ø 24.5mm
  - Length 55mm
  - Total Length 105mm
- **V265-045-15 (6 PCS)**
  - » Narrow Cone Seat
  - Head Ø 19mm
  - Length 55mm
  - Total Length 95mm



E162-400-42  
Low Taper Collet #1




E162-400-43  
Low Taper Collet #2



E162-400-44  
Low Taper Collet #3



E162-400-45  
Low Taper Collet #4



E162-400-46  
Low Taper Collet #5



E162-400-47  
Low Taper Collet #6



E162-400-48  
Low Taper Collet #7



E162-400-49  
Low Taper Collet #8



E162-400-50  
Low Taper Collet #9



EAK0309J43A  
SpeedPlate™



EAK0309J44A  
SpeedPlate™



EAK0309J45A  
SpeedPlate™



L190-400-04  
Spacer



V265-035-11  
Torque Tip™



V265-045-15  
Torque Tip™



V265-055-14  
Torque Tip™



EAS2081J30AB  
Black Storage Stand

**EAK0309J35A Precision Tooling Kit #5**

- **E162-400-42**
  - » Side A: 53mm - 58mm
  - » Side B: 57mm - 62mm
- **E162-400-43**
  - » Side A: 62mm - 67mm
  - » Side B: 65.5mm - 70.5mm
- **E162-400-44**
  - » Side A: 69mm - 74mm
  - » Side B: 72.5mm - 77.5mm
- **E162-400-45**
  - » Side A: 76.5mm - 81.5mm
  - » Side B: 81.5mm - 86.5mm
- **E162-400-46**
  - » Side A: 85.5mm - 90.5mm
  - » Side B: 90mm - 95mm
- **E162-400-47**
  - » Side A: 94mm - 99mm
  - » Side B: 98mm - 103mm
- **E162-400-48**
  - » Side A: 102mm - 107mm
  - » Side B: 106mm - 111mm
- **E162-400-49**
  - » Side A: 110mm - 115mm
  - » Side B: 114mm - 119mm
- **E162-400-50**
  - » Side A: 118mm - 123mm
  - » Side B: 121.5mm - 126.5mm
- **L209-400-01**
  - » 6 x 180, 8.75", 205, 210
  - » 8 x 200, 210, 225
  - » 10 x 7.25", 225
- **V201-400-04**
  - » 4 x 98, 100, 108, 4.5",
  - » 8 x 6.5", 170, 180
- **V205-400-20**
  - » 5 x 98, 105, 110, 4.5", 120,
  - » 127, 135, 150
- **V205-400-27**
  - » 5 x 100, 108, 112, 115, 4.75",
  - » 130, 5.5", 160
- **V206-400-12**
  - » 6 (3) x 115, 120, 127, 130,
  - » 6 x 4.5", 132, 135, 5.5"
- **V275-080-11 (8 PCS)**
  - » Style - Wide Cone
  - » Head Ø 28mm
  - » Length 80mm
  - » Total Length 99.5mm
- **V275-095-15 (8 PCS)**
  - » Style - Narrow Cone
  - » Head Ø 19mm
  - » Length 80mm
  - » Total Length 114.5mm
- **V275-105-14 (6 PCS)**
  - » Style C - Ball
  - » Head Ø 24.5mm
  - » Length 105mm
  - » Total Length 124.5mm



E162-400-42  
Low Taper Collet #1



E162-400-43  
Low Taper Collet #2



E162-400-44  
Low Taper Collet #3



E162-400-45  
Low Taper Collet #4



E162-400-46  
Low Taper Collet #5



E162-400-47  
Low Taper Collet #6



E162-400-48  
Low Taper Collet #7



E162-400-49  
Low Taper Collet #8



E162-400-50  
Low Taper Collet #9



L190-400-06  
Spacer



L209-400-01  
LCM CenTor™ Plate



S900-006-01  
Flange Nut



V168-400-03  
Centering Disk #15



V168-400-04  
Centering Disk #16



V168-400-06  
Centering Disk #18



V168-400-08  
Centering Disk #20



V201-400-04  
CenTor™ Plate



V205-400-20  
CenTor™ Plate



V205-400-27  
CenTor™ Plate



V206-400-12  
CenTor™ Plate



V275-080-11  
CenTor™ Stud



V275-095-15  
CenTor™ Stud



V275-105-14  
CenTor™ Stud



V280-028-17  
LCM CenTor™ Stud




V280-035-18  
LCM CenTor™ Stud



V280-060-19  
LCM CenTor™ Stud



S900-005-01  
Measuring Tool



M299-200-01  
M299-200-02  
Application Chart  
(1985 to current)



EAS2081J30AB  
Black Storage Stand

## EAK0309J36A Precision Tooling Kit #6

- **E162-400-42**
  - » Side A: 53mm - 58mm
  - » Side B: 57mm - 62mm
- **E162-400-43**
  - » Side A: 62mm - 67mm
  - » Side B: 65.5mm - 70.5mm
- **E162-400-44**
  - » Side A: 69mm - 74mm
  - » Side B: 72.5mm - 77.5mm
- **E162-400-45**
  - » Side A: 76.5mm - 81.5mm
  - » Side B: 81.5mm - 86.5mm
- **E162-400-46**
  - » Side A: 85.5mm - 90.5mm
  - » Side B: 90mm - 95mm
- **E162-400-47**
  - » Side A: 94mm - 99mm
  - » Side B: 98mm - 103mm
- **E162-400-48**
  - » Side A: 102mm - 107mm
  - » Side B: 106mm - 111mm
- **E162-400-49**
  - » Side A: 110mm - 115mm
  - » Side B: 114mm - 119mm
- **E162-400-50**
  - » Side A: 118mm - 123mm
  - » Side B: 121.5mm - 126.5mm
- **L209-818-01**
  - » Built-in PowerClamp Handle  
6 x 180, 8.75", 205  
8 x 200, 210, 225  
10 x 7.25", 225
- **V275-080-11 (6 PCS)**
  - » Style - Wide Cone  
Head Ø 28mm  
Length 80mm  
Total Length 99.5mm
- **V275-095-15 (6 PCS)**
  - » Style - Narrow Cone  
Head Ø 19mm  
Length 80mm  
Total Length 114.5mm
- **V275-105-14 (6 PCS)**
  - » Style C - Ball  
Head Ø 24.5mm  
Length 105mm  
Total Length 124.5mm



E162-400-42  
Low Taper Collet #1



E162-400-43  
Low Taper Collet #2



E162-400-44  
Low Taper Collet #3



E162-400-45  
Low Taper Collet #4



E162-400-46  
Low Taper Collet #5



E162-400-47  
Low Taper Collet #6



E162-400-48  
Low Taper Collet #7



E162-400-49  
Low Taper Collet #8



E162-400-50  
Low Taper Collet #9



L190-400-06  
Spacer



L209-818-01  
LCM CenTor™ Plate



S900-006-01  
Flange Nut



V168-400-03  
Centering Disk #15



V168-400-04  
Centering Disk #16



V168-400-06  
Centering Disk #18



V168-400-08  
Centering Disk #20



V404-818-05  
SpeedPlate™



V405-818-05  
SpeedPlate™



V405-818-05  
SpeedPlate™



V265-030-11  
Torque Tip™



V265-045-15  
Torque Tip™



V265-055-14  
Torque Tip™



V280-028-17  
LCM CenTor™ Stud




V280-035-18  
LCM CenTor™ Stud



V280-060-19  
LCM CenTor™ Stud



S900-005-01  
Measuring Tool



M299-200-02  
Application Chart  
(1985 to current)



EAS2081J30AB  
Black Storage Stand

## EAK0309J37A Precision Tooling Kit #7

- **E162-400-42**
  - » Side A: 53mm - 58mm
  - » Side B: 57mm - 62mm
- **E162-400-43**
  - » Side A: 62mm - 67mm
  - » Side B: 65.5mm - 70.5mm
- **E162-400-44**
  - » Side A: 69mm - 74mm
  - » Side B: 72.5mm - 77.5mm
- **E162-400-45**
  - » Side A: 76.5mm - 81.5mm
  - » Side B: 81.5mm - 86.5mm
- **E162-400-46**
  - » Side A: 85.5mm - 90.5mm
  - » Side B: 90mm - 95mm
- **E162-400-47**
  - » Side A: 94mm - 99mm
  - » Side B: 98mm - 103mm
- **E162-400-48**
  - » Side A: 102mm - 107mm
  - » Side B: 106mm - 111mm
- **E162-400-49**
  - » Side A: 110mm - 115mm
  - » Side B: 114mm - 119mm
- **E162-400-50**
  - » Side A: 118mm - 123mm
  - » Side B: 121.5mm - 126.5mm
- **L209-400-01**
  - » 6 x 180, 8.75", 205, 210
  - » 8 x 200, 210, 225
  - » 10 x 7.25", 225
- **V275-080-11 (6 PCS)**
  - » Style - Wide Cone
  - » Head Ø 28mm
  - » Length 80mm
  - » Total Length 99.5mm
- **V275-095-15 (6 PCS)**
  - » Style - Narrow Cone
  - » Head Ø 19mm
  - » Length 80mm
  - » Total Length 114.5mm
- **V275-105-14 (6 PCS)**
  - » Style C - Ball
  - » Head Ø 24.5mm
  - » Length 105mm
  - » Total Length 124.5mm



E162-400-42  
Low Taper Collet #1



E162-400-43  
Low Taper Collet #2



E162-400-44  
Low Taper Collet #3



E162-400-45  
Low Taper Collet #4



E162-400-46  
Low Taper Collet #5



E162-400-47  
Low Taper Collet #6



E162-400-48  
Low Taper Collet #7



E162-400-49  
Low Taper Collet #8



E162-400-50  
Low Taper Collet #9



L190-400-06  
Spacer



L209-400-01  
LCM CenTor™ Plate



S900-006-01  
Flange Nut



V168-400-03  
Centering Disk #15



V168-400-04  
Centering Disk #16



V168-400-06  
Centering Disk #18



V168-400-08  
Centering Disk #20



EAK0309J43A  
SpeedPlate™



EAK0309J44A  
SpeedPlate™



EAK0309J45A  
SpeedPlate™



V265-030-11  
Torque Tip™



V265-045-15  
Torque Tip™



V265-055-14  
Torque Tip™



V280-028-17  
LCM CenTor™ Stud



V280-035-18  
LCM CenTor™ Stud



V280-060-19  
LCM CenTor™ Stud



EAS2081J30AB  
Black Storage Stand

**EAK0309J39A SpeedPlate™  
System (ZipLock)**

- **V275-080-11 (6 PCS)**
  - » Style - Wide Cone
  - Head Ø 28mm
  - Length 80mm
  - Total Length 99.5mm
- **V275-095-15 (6 PCS)**
  - » Style - Narrow Cone
  - Head Ø 19mm
  - Length 80mm
  - Total Length 114.5mm
- **V275-105-14 (6 PCS)**
  - » Style C - Ball
  - Head Ø 24.5mm
  - Length 105mm
  - Total Length 124.5mm



V265-030-11  
Torque Tip™



V265-045-15  
Torque Tip™



V265-055-14  
Torque Tip™



EAK0309J43A  
SpeedPlate™



EAK0309J44A  
SpeedPlate™



EAK0309J45A  
SpeedPlate™

**EAK0309J40A LCM System  
(ZipLock)**

- **L209-400-01**
  - » 6 x 180, 8.75", 205, 210
  - 8 x 200, 210, 225
  - 10 x 7.25", 225



L209-400-01  
LCM CenTor™ Plate



S900-006-01 (5 PCS)  
Flange Nut



V168-400-03  
Centering Disk #15



V168-400-04  
Centering Disk #16



V168-400-06  
Centering Disk #18



V168-400-08  
Centering Disk #20



V280-028-17 (3 PCS)  
LCM CenTor™ Stud



V280-035-18 (3 PCS)  
LCM CenTor™ Stud



V280-060-19 (5 PCS)  
LCM CenTor™ Stud



**EAK0309J38A SpeedPlate™ System (Power Clamp)**

- **V275-080-11 (6 PCS)**
  - » Style - Wide Cone
  - Head Ø 28mm
  - Length 80mm
  - Total Length 99.5mm
- **V275-095-15 (6 PCS)**
  - » Style - Narrow Cone
  - Head Ø 19mm
  - Length 80mm
  - Total Length 114.5mm
- **V275-105-14 (6 PCS)**
  - » Style C - Ball
  - Head Ø 24.5mm
  - Length 105mm
  - Total Length 124.5mm



V265-030-11  
Torque Tip™



V265-045-15  
Torque Tip™



V265-055-14  
Torque Tip™



V404-818-05  
SpeedPlate™



V405-818-05  
SpeedPlate™



V406-818-05  
SpeedPlate™

**EAK0309J41A LCM System (Power Clamp)**

- **L209-400-01**
  - » 6 x 180, 8.75", 205, 210
  - 8 x 200, 210, 225
  - 10 x 7.25", 225



L209-818-01  
LCM CenTor™ Plate



S900-006-01 (5 PCS)  
Flange Nut



V168-400-03  
Centering Disk #15



V168-400-04  
Centering Disk #16



V168-400-06  
Centering Disk #18



V168-400-08  
Centering Disk #20



V280-028-17 (3 PCS)  
LCM CenTor™ Stud



V280-035-18 (3PCS)  
LCM CenTor™ Stud



V280-060-19 (5 PCS)  
LCM CenTor™ Stud

**EAK0309J11A Standard Cone Package #1**

- Truck Cone: 3.3" - 5.2"
- Large Cone: 2.8" - 3.9"
- Medium: 2.2" - 3.3"
- Small Cone: 2.1" - 2.5"
- Precision Spacer



EAM0003J08A  
Truck Cone



EAM0003J07A  
Large Cone



EAM0003J06A  
Medium Cone



EAM0003J05A  
Small Cone



L190-400-06  
Spacer

### EAK0309J12A Standard Cone Package #2

- Cone #1: 1.70" - 2.23"
- Cone #2: 2.03" - 3.17"
- Cone #3: 2.38" - 3.51"
- Cone #4: 2.74" - 3.87"
- Cone #5: 3.08" - 4.21"
- Cone #6: 3.42" - 5.40"
- Cone #7: 4.21" - 6.30"
- Precision Spacer



EAM0003J64A  
Cone #1



EAM0003J65A  
Cone #2



EAM0003J66A  
Cone #3



EAM0003J67A  
Cone #4



EAM0003J68A  
Cone #5



EAM0003J69A  
Cone #6



EAM0003J70A  
Cone #7



L190-400-06  
Spacer

### EAK0309J28A Four Cone Set

- Truck Cone: 3.3" - 5.2"
- Large Cone: 2.8" - 3.9"
- Medium Cone: 2.2" - 3.3"
- Small Cone: 2.1" - 2.5"



EAM0003J08A  
Truck Cone



EAM0003J07A  
Large Cone



EAM0003J06A  
Medium Cone



EAM0003J05A  
Small Cone

### EAK0221J31A Seven Cone Set

- **EAM0003J64A**  
» Cone #1: 1.70" - 2.23"
- **EAM0003J65A**  
» Cone #2: 2.03" - 3.17"
- **EAM0003J66A**  
» Cone #3: 2.38" - 3.51"
- **EAM0003J67A**  
» Cone #4: 2.74" - 3.87"
- **EAM0003J68A**  
» Cone #5: 3.08" - 4.21"
- **EAM0003J69A**  
» Cone #6: 3.42" - 5.40"
- **EAM0003J70A**  
» Cone #7: 4.21" - 6.30"



EAM0003J64A  
Cone #1



EAM0003J65A  
Cone #2



EAM0003J66A  
Cone #3



EAM0003J67A  
Cone #4



EAM0003J68A  
Cone #5



EAM0003J69A  
Cone #6



EAM0003J70A  
Cone #7

### EAK0221J50B Pin Plate Set


- **V201-400-04**
  - » 4 x 98, 100, 108, 4.5", 8 x 6.5", 170, 180
- **V205-400-20**
  - » 5 x 98, 105, 110, 4.5", 120, 127, 135, 150
- **V205-400-27**
  - » 5 x 100, 108, 112, 115, 4.75", 130, 5.5", 160
- **V206-400-12**
  - » 6 (3) x 115, 120, 127, 130, 6 x 4.5", 132, 135, 5.5"
- **V275-080-11 (8 PCS)**
  - » Style - Wide Cone
  - Head Ø 28mm
  - Length 80mm
  - Total Length 99.5mm
- **V275-095-15 (8 PCS)**
  - » Style - Narrow Cone
  - Head Ø 19mm
  - Length 80mm
  - Total Length 114.5mm
- **V275-105-14 (6 PCS)**
  - » Style C - Ball
  - Head Ø 24.5mm
  - Length 105mm
  - Total Length 124.5mm




V201-400-04  
CenTor™ Plate #1



V205-400-20  
CenTor™ Plate #2



V205-400-27  
CenTor™ Plate #3



V206-400-12  
CenTor™ Plate #4



V275-080-11  
CenTor™ Stud




V275-095-15  
CenTor™ Stud



V275-105-14  
CenTor™ Stud



S900-005-01  
Measuring Tool



M299-200-01  
Application Chart  
(1985 to current)

### EAK0309J48A Precision 4 Collet Set

- **E162-400-47**
  - » Side A: 94mm - 99mm
  - » Side B: 98mm - 103mm
- **E162-400-48**
  - » Side A: 102mm - 107mm
  - » Side B: 106mm - 111mm
- **E162-400-49**
  - » Side A: 110mm - 115mm
  - » Side B: 114mm - 119mm
- **E162-400-50**
  - » Side A: 118mm - 123mm
  - » Side B: 121.5mm - 126.5mm



E162-400-47  
Low Taper Collet #6



E162-400-48  
Low Taper Collet #7



E162-400-49  
Low Taper Collet #8



E162-400-50  
Low Taper Collet #9

### EAK0309J42A Precision 5 Collet Set

- **E162-400-42**
  - » Side A: 53mm - 58mm
  - » Side B: 57mm - 62mm
- **E162-400-43**
  - » Side A: 62mm - 67mm
  - » Side B: 65.5mm - 70.5mm
- **E162-400-44**
  - » Side A: 69mm - 74mm
  - » Side B: 72.5mm - 77.5mm
- **E162-400-45**
  - » Side A: 76.5mm - 81.5mm
  - » Side B: 81.5mm - 86.5mm
- **E162-400-46**
  - » Side A: 85.5mm - 90.5mm
  - » Side B: 90mm - 95mm



E162-400-42  
Low Taper Collet #1



E162-400-43  
Low Taper Collet #2



E162-400-44  
Low Taper Collet #3



E162-400-45  
Low Taper Collet #4



E162-400-46  
Low Taper Collet #5

### EAK0309J10B Precision 9 Collet Set

- **E162-400-42**
  - » Side A: 53mm - 58mm
  - » Side B: 57mm - 62mm
- **E162-400-43**
  - » Side A: 62mm - 67mm
  - » Side B: 65.5mm - 70.5mm
- **E162-400-44**
  - » Side A: 69mm - 74mm
  - » Side B: 72.5mm - 77.5mm
- **E162-400-45**
  - » Side A: 76.5mm - 81.5mm
  - » Side B: 81.5mm - 86.5mm
- **E162-400-46**
  - » Side A: 85.5mm - 90.5mm
  - » Side B: 90mm - 95mm
- **E162-400-47**
  - » Side A: 94mm - 99mm
  - » Side B: 98mm - 103mm
- **E162-400-48**
  - » Side A: 102mm - 107mm
  - » Side B: 106mm - 111mm
- **E162-400-49**
  - » Side A: 110mm - 115mm
  - » Side B: 114mm - 119mm
- **E162-400-50**
  - » Side A: 118mm - 123mm
  - » Side B: 121.5mm - 126.5mm



E162-400-42  
Low Taper Collet #1



E162-400-43  
Low Taper Collet #2



E162-400-44  
Low Taper Collet #3



E162-400-45  
Low Taper Collet #4



E162-400-46  
Low Taper Collet #5



E162-400-47  
Low Taper Collet #6



E162-400-48  
Low Taper Collet #7



E162-400-49  
Low Taper Collet #8



E162-400-50  
Low Taper Collet #9

## EAK0309J15B Light Truck and Motorhome Tooling Set

- **V168-400-01**
  - » Single Sided, 4.56" Bore, 8 x 6.5" PCD GM
- **V168-400-02**
  - » Single Sided, 4.60" Bore, 8 x 6.5" PCD GM
- **V168-400-03**
  - » Double Sided, 124mm Bore, 8 x 180 PCD + 154mm Bore, 8x 120 PCD GM
- **V168-400-04**
  - » Double Sided, 5.25" Bore, 10 x 7.25" PCD GM + 5.46" Bore, 10 x 7.25" PCD Ford
- **V168-400-05**
  - » Double Sided, 4.88" Bore, 8 x 6.50" PCD + 125mm Bore, 8 x 170 PCD Ford
- **V168-400-06**
  - » Double Sided, 142mm Bore, 8 x 200 PCD + 170mm Bore, 8+10 x 225 " PCD Ford & Dodge
- **V168-400-07**
  - » Single Sided, 4.77" Bore, 8 x 6.50" PCD Dodge
- **V168-400-08**
  - » Double Sided, 161mm Bore, 3 x 205 PCD Sprinter + 163.7mm Bore, 6 x 8.75" PCD Japanese
- **L209-400-01**
  - » 10x7.25", 10x225, 8x225, 8x200, 8x210, 6x205, 6x8.75"
- **V270-075-16 (4 PCS)**
  - » Spring loaded with 12mm leaning nipple
- **V280-060-19 (5 PCS)**
  - » Spring loaded with 14mm leaning nipple
- **V280-028-17 (3 PCS)**
  - » Mercedes/Dodge Sprinter Style
- **V280-035-18 (3 PCS)**
  - » Japanese style leaning nipple



V168-400-01  
Centering Disk #13



V168-400-02  
Centering Disk #14



V168-400-03  
Centering Disk #15



V168-400-04  
Centering Disk #16



V168-400-05  
Centering Disk #17



V168-400-06  
Centering Disk #18



V168-400-07  
Centering Disk #19



V168-400-08  
Centering Disk #20



L209-400-01  
LCM CenTor™ Plate



V270-075-16  
LCM CenTor™ Stud



V280-060-19  
LCM CenTor™ Stud




V280-028-17  
LCM CenTor™ Stud



V280-035-18  
LCM CenTor™ Stud



S900-006-01  
Flange Nut



M299-200-02  
Application Chart

**EAK0309J16B SpeedPlate™ Adapter System**

- **V404-400-05**
  - » 4 & 8 Lug Wheels
  - 95.25mm - 180mm
- **V405-400-05**
  - » 5 Lug Wheels
  - 95.25mm - 180mm
- **V406-400-05**
  - » 6 Lug Wheels
  - 95.25mm - 180mm
- **V265-035-11 (6 PCS)**
  - » Style B - Short
  - Head Ø 28mm
  - Length 30mm
  - Total Length 80mm
- **V265-055-14 (6 PCS)**
  - » Style E - Ball
  - Head Ø 24.5mm
  - Length 55mm
  - Total Length 105mm
- **V265-045-15 (6 PCS)**
  - » Style C - Narrow
  - Head Ø 24.5mm
  - Length 60mm
  - Total Length 105mm



V404-400-05 SpeedPlate™



V405-400-05 SpeedPlate™



V406-400-05 SpeedPlate™



V265-035-11 Torque Tip™



V265-055-14 Torque Tip™



V265-045-15 Torque Tip™

**8100068 Basic Light Truck Cone Kit**



**Light Truck Cone Kit** - Includes Light Truck Cone - 4.25" to 6.85" and Large Spacer Disc

**V15440003 Precision Light Truck Cone Kit**



**Step Cone Kit with Hub Centric Centering.** **Large Step Cone** - Range 157mm - 177mm (6.190" to 6.972") Low taper angle for optimum results on hub centric wheels. Ford F450/550, GM (10 x 8.75"), Hino, Mitsubishi, Sprinter (6 x 205mm), and many more. **Medium Step Cone** - Range 128mm - 143mm (5.059" to 5.683"). Low taper angle for optimum balancing results on hub centric wheels. For F350 (8 x 200mm), GM (10 x 7.25"), Isuzu, Iveco, Opel, Renault, and many more.

**Soft Protective Ring**

- **00110410000**
  - » Soft Protective Ring
- **EAC0058D15A**
  - » Soft Protective Ring
- **EAA0247G21A**
  - » Wheel Width Gauge



00110410000



EAC0058D15A



EAA0247G21A

<p style="text-align: center;"><b>ZipLock</b></p> <ul style="list-style-type: none"> <li>▪ <b>EAA0277D61A</b> » 40mm ZipLock</li> <li>▪ <b>6411408</b> » 40mm Steel Wing ZipLock</li> <li>▪ <b>EAA0263G66A</b> » 40mm Plastic Wing ZipLock</li> </ul>	<div style="display: flex; justify-content: space-around; align-items: center;"> <div style="text-align: center;">  EAA0277D61A         </div> <div style="text-align: center;">  6411408         </div> <div style="text-align: center;">  EAA0263G66A         </div> </div>
<p style="text-align: center;"><b>ZipLock Pressure Cup</b></p> <ul style="list-style-type: none"> <li>▪ <b>8-02040A2</b> » Small Pressure Cup</li> <li>▪ <b>EAC0058D07A</b> » Large Pressure Cup</li> </ul>	<div style="display: flex; justify-content: space-around; align-items: center;"> <div style="text-align: center;">  8-02040A2         </div> <div style="text-align: center;">  EAC0058D07A         </div> </div>
<p style="text-align: center;"><b>Universal Front Lug</b></p> <ul style="list-style-type: none"> <li>▪ <b>8100006</b> » Front Lug Adapter</li> <li>▪ <b>2402262 (5 PCS)</b> » Stud</li> <li>▪ <b>2402263 (5 PCS)</b> » Stud</li> <li>▪ <b>2402264 (5 PCS)</b> » Stud</li> <li>▪ <b>2402265 (5 PCS)</b> » Stud</li> <li>▪ <b>2402266 (5 PCS)</b> » Stud</li> </ul>	<div style="display: flex; flex-wrap: wrap; justify-content: space-around;"> <div style="text-align: center; width: 30%;">  8100006         </div> <div style="text-align: center; width: 30%;">  2402262         </div> <div style="text-align: center; width: 30%;">  2402263         </div> <div style="text-align: center; width: 30%;">  2402264         </div> <div style="text-align: center; width: 30%;">  2402265         </div> <div style="text-align: center; width: 30%;">  2402266         </div> </div>
<p style="text-align: center;"><b>Miscellaneous</b></p> <ul style="list-style-type: none"> <li>▪ <b>EAS2081J30AB</b> » Storage Stand (Black)</li> <li>▪ <b>00058839000</b> » Weight Pliers</li> <li>▪ <b>HFGLOVE500XX</b> » Hofmann Gloves - XXL</li> <li>▪ <b>HFGLOVE500XL</b> » Hofmann Gloves - XL</li> <li>▪ <b>HFGLOVE500L</b> » Hofmann Gloves - L</li> <li>▪ <b>HFGLOVE500M</b> » Hofmann Gloves - M</li> </ul>	<div style="display: flex; justify-content: space-around; align-items: center;"> <div style="text-align: center;">  EAS2081J30AB         </div> <div style="text-align: center;">  00058839000         </div> <div style="text-align: center;">  HFGLOVE500         </div> </div>

# OEM WHEEL BALANCING SYSTEM

---

ACCESSORIES AND KITS





**EAK0221J94B Acura & Honda System | World Kit**

- **V202-400-13**  
» 4 x 100mm & 6 x 139.7mm
- **V205-400-26**  
» 5 x 100mm, 114.3mm, 120mm, 150mm
- **V275-085-14 (5 PCS)**  
» Style C - Ball  
Head Ø 24.5mm  
Length 85mm  
Total Length 104.5mm
- **V275-105-14 (5 PCS)**  
» Style C - Ball  
Head Ø 24.5mm  
Length 105mm  
Total Length 124.5mm
- **L164-400-25**  
» Side A: 56mm
- **L164-400-27**  
» Side A: 65mm
- **L164-400-29**  
» Side A: 70mm



V202-400-13  
CenTor™ Plate



V205-400-26  
CenTor™ Plate



V275-085-14  
CenTor™ Stud



V275-105-14  
CenTor™ Stud



L164-400-25  
OEM Precision Collet



L164-400-27  
OEM Precision Collet



L164-400-29  
OEM Precision Collet

**EAK0221J96B BMW, Mini, Rolls Royce System | World Kit**

- **V202-400-15**  
» 4 x 100mm, 5 x 120mm, 5 x 155mm
- **V202-400-25**  
» 5 x 100mm, 112mm, 120mm, 4.75", 5", 130mm, 6.1"
- **V275-400-13 (5 PCS)**  
» Style A - Standard  
Head Ø 20.9mm  
Length 100mm  
Total Length 119.5mm
- **V275-125-13 (5 PCS)**  
» Style A - Standard  
Head Ø 20.9mm  
Length 125mm  
Total Length 144.5mm
- **V160-400-05**  
» Side A: 117.5mm
- **V164-400-25**  
» Side A: 56mm & 57mm
- **V164-400-28**  
» Side A: 66.5mm
- **L164-400-31**  
» Side A: 72.5mm & 74mm



V202-400-15  
CenTor™ Plate



V205-400-25  
CenTor™ Plate



V275-100-13  
CenTor™ Stud



V275-125-13  
CenTor™ Stud



V160-400-05  
OEM Precision Collet



L164-400-25  
OEM Precision Collet



L164-400-28  
OEM Precision Collet



L164-400-31  
OEM Precision Collet

**EAK0221J83B Chrysler, Dodge, Jeep System | World Kit**

- **V202-400-18**  
» 4 x 98, 6 x 4.5", 8 x 6.5"
- **V205-400-20**  
» 5 x 98, 105, 110, 4.5", 120, 5", 135, 150
- **V205-400-27**  
» 5 x 100, 4.25", 112, 115, 4.75", 130, 5.5", 160
- **E162-400-42**  
» Side A: 53mm - 58mm  
Side B: 57mm - 62mm
- **E162-400-43**  
» Side A: 62mm - 67mm  
Side B: 65.5mm - 70.5mm
- **E162-400-44**  
» Side A: 69mm - 74mm  
Side B: 72.5mm - 77.5mm
- **E162-400-45**  
» Side A: 76.5mm - 81.5mm  
Side B: 81.5mm - 86.5mm
- **V275-080-11**  
» Style B - Wide Cone  
Head Ø 28mm  
Length 24.5mm  
Total Length 99.5mm
- **V275-095-15**  
» Style E - Narrow  
Head Ø 19mm  
Length 80mm  
Total Length 114.5mm
- **V270-075-16**  
» Spring loaded with 12mm leaning nipple
- **V168-400-07**  
» Side A: 8 Lug x 6.5"  
Center bore: 4.77"



V202-400-18  
CenTor™ Plate #1



V205-400-20  
CenTor™ Plate #2



V205-400-27  
CenTor™ Plate #3




E162-400-42  
Low Taper Collet #1



E162-400-43  
Low Taper Collet #2



E162-400-44  
Low Taper Collet #3



E162-400-45  
Low Taper Collet #4



V275-080-11  
CenTor™ Stud



V275-95-15  
CenTor™ Stud



V270-075-16  
CenTor™ Stud



V168-400-07  
Centering Disk #12



S900-006-01  
Flange Nut

**EAK0221J83A Dodge RAM FCA System | World Kit**

- **V280-060-19**  
» Spring loaded with 14mm leaning nipple
- **L209-400-01**  
» 10x7.25", 10x225, 8x225, 8x200, 8x210, 6x205, 6x8.75"
- **V168-400-06**  
» Double Sided, 142mm Bore, 8 x 200 PCD + 170mm Bore, 8+10 x 225 " PCD Ford & Dodge



V280-060-19  
LCM CenTor™ Stud



S900-006-01  
Flange Nut



L209-400-01  
LCM CenTor™ Plate



V168-400-06  
Centering Disk #17

## EAK0221J74B GM | World Kit


- **V201-400-04**
  - » 4 x 98, 100, 4.25", 4.5"
  - 8 x 6.5", 170, 180
- **V205-400-20**
  - » 5 x 98, 105, 110, 4.5", 120, 5.5", 135, 150
- **V205-400-27**
  - » 5 x 100, 4.25", 112, 115, 4.75", 130, 5.5", 160
- **V206-400-12**
  - » 3 x 115, 120, 127
  - 6 x 4.5", 132, 135, 5.5"
- **V270-075-16**
  - » Spring loaded with 12mm leaning nipple
- **V275-080-11**
  - » Style B - Wide Cone
  - Head Ø 28mm
  - Length 24.5mm
  - Total Length 99.5mm
- **V275-095-15**
  - » Style E - Narrow
  - Head Ø 19mm
  - Length 80mm
  - Total Length 114.5mm
- **L209-400-01**
  - » 10x7.25", 10x225, 8x225, 8x200, 8x210, 6x205, 6x8.75"
- **V168-400-03**
  - » Double Sided, 124mm Bore, 8 x 180 PCD + 154mm Bore, 8x 120 PCD GM
- **E162-400-42**
  - » Side A: 53mm - 58mm
  - Side B: 57mm - 62mm
- **E162-400-43**
  - » Side A: 62mm - 67mm
  - Side B: 65.5mm - 70.5mm
- **E162-400-44**
  - » Side A: 69mm - 74mm
  - Side B: 72.5mm - 77.5mm
- **E162-400-45**
  - » Side A: 76.5mm - 81.5mm
  - Side B: 81.5mm - 86.5mm
- **E162-400-47**
  - » Side A: 94mm - 99mm
  - » Side B: 98mm - 103mm
- **E162-400-49**
  - » Side A: 110mm - 115mm
  - » Side B: 114mm - 119mm
- **E162-400-50**
  - » Side A: 118mm - 123mm
  - » Side B: 121.5mm - 126.5mm



V201-400-04  
CenTor™ Plate #1



V205-400-20  
CenTor™ Plate #2



V205-400-27  
CenTor™ Plate #3



V206-400-12  
CenTor™ Plate #4



V270-075-16  
CenTor™ Stud



V275-080-11  
CenTor™ Stud



V275-095-15  
CenTor™ Stud



V280-060-19  
LCM CenTor™ Stud



S900-006-01  
Flange Nut



L209-400-01  
LCM CenTor™ Plate



V168-400-03  
Centering Disk #16



L190-400-06  
Small Spacer Disk



E162-400-42  
Low Taper Collet #1



E162-400-43  
Low Taper Collet #2



E162-400-44  
Low Taper Collet #3



E162-400-45  
Low Taper Collet #4



E162-400-47  
Low Taper Collet #6



E162-400-49  
Low Taper Collet #8



E162-400-50  
Low Taper Collet #9

**EAK0221J98B Infiniti  
& Nissan | World Kit**

- **V201-400-04**
  - » 4 x 98, 100, 4.25", 4.5"
  - 8 x 6.5", 170, 180
- **V205-400-20**
  - » 5 x 98, 105, 110, 4.5", 120,
  - 5.5", 135, 150
- **V206-400-12**
  - » 3 x 115, 120, 127
  - 6 x 4.5", 132, 135, 5.5"
- **L164-400-26**
  - » Side A: 59mm
- **L164-400-28**
  - » Side A: 66mm
- **L164-400-32**
  - » Side A: 77.8mm
- **V275-080-11**
  - » Style B - Wide Cone
  - Head Ø 28mm
  - Total Length 99.5mm
- **V275-095-15**
  - » Style E - Narrow
  - Head Ø 19mm
  - Length 80mm



V201-400-04  
CenTor™ Plate #1



V205-400-20  
CenTor™ Plate #2



V206-400-12  
CenTor™ Plate #4



L164-400-26  
OEM Precision Collet



L164-400-28  
OEM Precision Collet



L164-400-32  
OEM Precision Collet



V275-080-11  
CenTor™ Stud



V275-095-15  
CenTor™ Stud

**EAK0221J95C Audi, Bentley,  
Lamborghini, Porsche,  
VW | World Kit**

- **V205-400-25**
  - » 5x100mm, 5x112mm,
  - 5x120mm, 5x120.65mm,
  - 127mm, 130mm & 155mm
- **V275-085-14 (5 PCS)**
  - » Style C - Ball
  - Head Ø 24.5mm
  - Length 85mm
  - Total Length 104.5mm
- **V275-105-14 (5 PCS)**
  - » Style C - Ball
  - Head Ø 24.5mm
  - Length 105mm
  - Total Length 124.5mm
- **V140-400-05**
  - » Porsche 911 Turbo, 911 GT2
  - and 911 GT3 since 2010. Fits
  - OEM and aftermarket wheels.
- **V160-400-05**
  - » Side A: 117.5mm
- **L164-400-25**
  - » Side A: 57mm
- **L164-400-28**
  - » Side A: 66mm
- **E162-400-44**
  - » Side A: 69mm - 74mm
  - Side B: 72.5mm - 77.5mm
- **E162-400-45**
  - » Side A: 76.5mm - 81.5mm
  - Side B: 81.5mm - 86.5mm



V205-400-25  
CenTor™ Plate



V275-085-14  
CenTor™ Stud



V275-105-14  
CenTor™ Stud



V140-400-05  
Central Lock Cone



V160-400-05  
OEM Precision Collet



L164-400-25 - L164-280-25  
OEM Precision Collet



L164-400-25  
OEM Precision Collet



E162-400-44  
Low Taper Collet #3



E162-400-45  
Low Taper Collet #4

**EAK0221J99C Jaguar &  
Land Rover | World Kit**

- **V205-400-30**
  - » 5x108mm, 5x114.3mm,  
5x120mm, 5x120.65mm,  
5x165.1mm
- **V275-080-11 (5 PCS)**
  - » Style B - Wide Cone  
Head Ø 28mm  
Length 24.5mm  
Total Length 99.5mm
- **V275-080-12 (5 PCS)**
  - » Style D - Land Rover  
Head Ø 34mm  
Length 80mm  
Total Length 99.5mm
- **V275-085-14 (5 PCS)**
  - » Style C - Ball  
Head Ø 24.5mm  
Length 85mm  
Total Length 104.5mm
- **V275-100-13 (5 PCS)**
  - » Style A - Standard Cone  
Head Ø 20.9mm  
Length 100mm  
Total Length 119.5mm
- **L164-400-27**
  - » Side A: 63.3mm & 64mm
- **L164-400-29**
  - » Side A: 70mm
- **L164-400-31**
  - » Side A: 72.5mm & 73.8mm
- **L162-400-49**
  - » Side A: 114mm
- **L190-400-06**
  - » Width: 39mm  
ID: 135mm  
OD: 207mm

*Used in combination with  
Low Taper Collet L162-400-49*



V205-400-30  
CenTor™ Plate



V275-080-11  
CenTor™ Stud



V275-80-12  
CenTor™ Stud



V275-085-14  
CenTor™ Stud



V275-100-13  
CenTor™ Stud



L164-400-27  
OEM Precision Collet



L164-400-29  
OEM Precision Collet



L164-400-31  
OEM Precision Collet



E162-400-49  
OEM Precision Collet



L190-400-06  
Small Spacer Disk

**EAK0309J02C Maybach & Mercedes Benz | World Kit**

- **V202-400-14**
  - » 3x112mm, 4x100mm, 6x130mm, 6x205mm
- **V205-400-25**
  - » 5x100mm, 5x112mm, 5x120mm, 5x120.65mm
- **V270-045-17 (6 PCS)**
  - » Style - Sprinter
  - Head Ø 28mm
  - Length 45mm
  - Total Length 69.5mm
- **V275-085-14 (5 PCS)**
  - » Style C - Ball
  - Head Ø 24.5mm
  - Length 85mm
  - Total Length 104.5mm
- **V275-105-14 (5 PCS)**
  - » Style C - Ball
  - Head Ø 24.5mm
  - Length 105mm
  - Total Length 124.5mm
- **E162-400-42**
  - » Side A: 57mm
  - Side B: 60mm
- **E162-400-43**
  - » Side A: 66.5mm
  - Side B: 66.5mm
- **E162-400-45**
  - » Side A: Not used
  - Side B: 84mm & 85mm
- **V168-400-08**
  - » Side A: 6 Lug x 205mm, 161mm Center Bore.

*Used in combination with CenTor™ Plate V202-400-14 & CenTor™ Stud V270-045-17*
- **S900-006-01**
  - » For all CenTor™ Studs with threads; V270-075-16, V280-028-17, V280-035-18 & V280-060-19.
  - Thread: 3/8"-16"



V202-400-14  
CenTor™ Plate



V205-400-25  
CenTor™ Plate



V270-045-17  
CenTor™ Stud



V275-085-14  
CenTor™ Stud




V275-105-14  
CenTor™ Stud



E162-400-42  
OEM Precision Collet



E162-400-43  
OEM Precision Collet



E162-400-45  
OEM Precision Collet



V168-400-08  
Centering Disk



S900-006-01  
Flange Nut

**EAK0309J01D**  
Toyota | World Kit

- **V202-400-16**
  - » 4x100mm & 6x139.7mm
- **V205-400-29**
  - » 5x100mm, 5x108mm, 5x114.3mm, 5x120mm, 5x150mm
- **V275-080-11 (6 PCS)**
  - » Style B - Short Cone  
Head Ø 28mm  
Length 80mm  
Total Length 97.8mm
- **V275-085-13 (6 PCS)**
  - » Style A - Standard Cone  
Head Ø 20.9mm  
Length 85mm  
Total Length 102.8mm
- **E162-400-42**
  - » Side A: 54mm  
Side B: 60mm
- **E162-400-43**
  - » Side A: 65mm  
Side B: 66.5mm
- **E162-400-48**
  - » Side A: 106mm  
Side B: 108mm, 110mm



V202-400-16  
CenTor™ Plate



V205-400-29  
CenTor™ Plate



V275-080-11  
CenTor™ Stud



V275-085-13  
CenTor™ Stud



E162-400-42  
OEM Precision Collet



E162-400-43  
OEM Precision Collet



E162-400-48  
OEM Precision Collet

**EAK0309J03B**  
Subaru | World Kit

- **V205-400-29**
  - » 5x100mm, 5x108mm, 5x114.3mm, 5x120mm
- **V275-100-13 (5 PCS)**
  - » Style A - Standard Cone  
Head Ø 20.9mm  
Length 100mm  
Total Length 119.5mm
- **L164-400-24**
  - » Side A: 54mm  
Side B: 56mm



V205-400-29  
CenTor™ Plate



V275-100-13  
CenTor™ Stud



L164-400-24  
OEM Precision Collet



**EAK0221J97C CenTor™ Plate System Ford | Solution A**

- **V202-400-06**
  - » 4x98mm, 4x100mm, 4x108mm, 6x135mm, 6x139.7mm, 8x165.1mm, 8x170mm
- **V202-400-07**
  - » 5x108mm, 5x112mm, 5x114.3mm, 5x135mm, 5x139.7mm, 5x160mm, 6x180mm
- **V275-080-11 (8 PCS)**
  - » Style B - Wide  
Head Ø 28mm  
Length 80mm  
Total Length 99.5mm
- **V275-095-15 (8 PCS)**
  - » Style E - Narrow  
Head Ø 19mm  
Length 80mm  
Total Length 114.5mm
- **E162-400-43**
  - » Side A: 62mm - 67mm  
Side B: 65.5mm - 70.5mm
- **E162-400-44**
  - » Side A: 69mm - 74mm  
Side B: 72.5mm - 77.5mm
- **E162-400-46**
  - » Side A: 85.5mm - 90.5mm  
Side B: 90mm - 95mm
- **V168-400-05**
  - » Side A (Yellow): 8 Lug x 6.5", 125mm Center Bore
  - » Side B (Green): 8 Lug x 170mm, 125mm Center Bore

*Used in combination with CenTor™ Plate V202-400-06 & CenTor™ Studs V270-080-11*



V202-400-06  
CenTor™ Plate




V202-400-07  
CenTor™ Plate



V275-080-11  
CenTor™ Stud




V275-095-15  
CenTor™ Stud



E162-400-43  
Low Taper Collet #2



E162-400-44  
Low Taper Collet #3



E162-400-46  
Low Taper Collet #5








V168-400-05  
Centering Disk #13





# HEAVY-DUTY WHEEL BALANCING SYSTEM

---

ACCESSORIES AND KITS



<p><b>Heavy-Duty Wheel Deluxe Budd Wheel Adapter Set</b></p>	 <p>00112094000 Deluxe Budd Wheel Adapter Set</p>
<p><b>Heavy-Duty Wheel Budd Wheel Cone/Centering Bushing</b></p>	 <p>EAM0050J24A Budd Wheel Cone/Centering Bushing</p>
<p><b>Heavy-Duty Wheel Rim Width Caliper</b></p>	 <p>8-00391A Rim Width Caliper</p>
<p><b>Heavy-Duty Wheel Gold Spacer</b></p>	 <p>EAA0260D32A Gold Spacer</p>
<p><b>Heavy-Duty Wheel Light Truck Cone Kit</b></p>	 <p>8100068 Light Truck Cone Kit</p>


<p><b>Heavy-Duty Wheel Professional 4 &amp; 5 Star Centering Arms</b></p>	 <p>EAA0307G80A Professional 4 &amp; 5 Star Centering Arms</p>
<p><b>Heavy-Duty Wheel 20" Dayton Budd Wheel Adapter</b></p>	 <p>00112110000 20" Dayton Budd Wheel Adapter</p>
<p><b>Heavy-Duty Wheel 4 to 5 Star Quick Adapter Kit</b></p>	 <p>00112113000 4 to 5 Star Quick Adapter Kit</p>
<p><b>Heavy-Duty Wheel Truck Balancer Centering Disc</b></p>	 <p>00112292000 Truck Balancer Centering Disc</p>

# MOTORCYCLE WHEEL BALANCING SYSTEM

---

ACCESSORIES AND KITS





**Motorcycle Adapter Kit  
EAA0260D80A**

- Basic Adapter
- Adapter Shaft, Arbor
- Clamping Nut M14 x 1.5 with Spinner
- Fastening Nuts
- Gauge Extension
- Arbor Wrench
- Cone Assortment
- Spacers
- Instructions
- Bushings



**Shaft Adapters**



EAA0277D03A  
10mm Shaft Adapter



EAA0277D29A\*  
Extended Shaft Adapter

**Scooter Adapters**










EAA0277D05A\*  
Scooter Wheels



EAA0277D06A\*  
Rear Scooter

\*Image may not accurately reflect the actual product



<p><b>Mono-Levers</b></p>	<div style="display: flex; justify-content: space-around; align-items: center;"> <div style="text-align: center;">  <p>EAA0277D11A Aprilia Rear Mono-Lever</p> </div> <div style="text-align: center;">  <p>EAA0260D16A BMW Mono-Lever</p> </div> <div style="text-align: center;">  <p>EAA0277D09A Honda or Yamaha Rear Mono-Lever</p> </div> </div>
<p><b>Ducati Wheels Adapter EAA0277D20A</b></p>	<div style="text-align: center;">  <p>EAA0277D20A Ducati Wheels Adapter</p> </div>
<p><b>Harley Davidson Adapters</b></p>	<div style="display: flex; justify-content: space-around; align-items: center;"> <div style="text-align: center;">  <p>2000561 3/4" Adapter with 1" Bushing</p> </div> <div style="text-align: center;">  <p>35-7805 1" Shaft Kit, 14" Long</p> </div> </div>
<p><b>Suzuki, NTV &amp; Moto Guzzi V11 EAA0277D07A</b></p>	<div style="text-align: center;">  <p>EAA0277D07A Suzuki, NTV &amp; Moto Guzzi V11</p> </div>

# WHEEL BALANCING SYSTEMS

---






APPLICATION CHART







## BALANCING SYSTEM FOR STEEL & ALUMINUM WHEELS







BRAND	PAGE
ACURA	46
AMERICAN MOTORS	46
ASTON MARTIN	46
AUDI	46
BENTLEY	46
BMW	46 - 47
BUICK	47
CADILLAC	47
CHEVROLET	47 - 48
CHRYSLER	48
DAEWOO	49
DODGE	49
EAGLE	49
FERRARI	49 - 50



BRAND	PAGE
FIAT	50
FORD	50
FREIGHTLINER	50
GMC	50 - 51
HONDA	51
HUMMER	51
HYUNDAI	51
INFINITI	51 - 52
ISUZU	52
JAGUAR	52
JEEP	52
KIA	52
LAMBORGHINI	52
LAND ROVER	52



BRAND	PAGE
LEXUS	53
LINCOLN	53
LOTUS	53
MASERATI	53
MAYBACH	53
MAZDA	53
MERCEDES-BENZ	53
MERCURY	54
MINI	54
MITSUBISHI	54
NISSAN	54 - 55
OLDSMOBILE	55
PLYMOUTH	55
PONTIAC	55



BRAND	PAGE
PORSCHE	55
RAM	55
RENAULT	55
ROLLS-ROYCE	56
SAAB	56
SATURN	56
SCION	56
SMART	56
SUBARU	56
SUZUKI	56
TESLA	56
TOYOTA	56 - 57
VOLKSWAGEN	57
VOLVO	57



				
1	<b>ACURA</b>	<b>ø Bore / Collet #</b>	<b>Plate # / PCD</b>	
2	CL 2.2 / 3.0 ('96-'99)	64mm 2	1 4 x 4.5"	
3	CL 3.2 ('01-'03)	64mm 2	2 5 x 4.5"	
4	CSX ('06-'08)	64mm 2	2 5 x 4.5"	
5	EL (To-'00)	56mm 1	1 4 x 100	
6	ILX ('13-On)	64mm 2	2 5 x 4.5"	
7	Integra ('86-'01)	56mm 1	1 4 x 100	
8	Integra Type-R ('97-'01)	64mm 2	2 5 x 4.5"	
9	Legend (To-'91)	64mm 2	1 4 x 4.5"	
10	Legend ('92-'95)	64mm 2	2 5 x 4.5"	
11	MDX ('01-'06)	64mm 2	2 5 x 4.5"	
12	MDX ('07-'13)	64mm 2	2 5 x 120	
13	MDX ('14-On)	64mm 3	2 5 x 4.5"	
14	NSX Front Wheel ('91-'05)	70mm 3	2 5 x 4.5"	
15	NSX Rear Wheel ('91-'05)	64mm 2	2 5 x 4.5"	
16	RDX ('07-On)	64mm 2	2 5 x 4.5"	
17	RL ('96-'04)	64mm 2	2 5 x 4.5"	
18	RL ('05-'12)	64mm 2	2 5 x 120	
19	RLX ('14-On)	64mm 2	2 5 x 120	
20	RSX ('02-'06)	64mm 2	2 5 x 4.5"	
21	SLX ('96-'99)	100mm 6	4 6 x 5.5"	
22	TL 2.5 ('95-'98)	64mm 2	1 4 x 4.5"	
23	TL 3.2 ('96-'08)	64mm 2	2 5 x 4.5"	
24	TL ('09-'14)	64mm 2	2 5 x 120	
25	TSX ('04-On)	64mm 2	2 5 x 4.5"	
26	Vigor ('91-'92)	64mm 2	1 4 x 4.5"	
27	Vigor ('93-'94)	64mm 2	2 5 x 4.5"	
28	ZDX ('10-On)	64mm 2	2 5 x 120	
29	<b>AMERICAN MOTORS</b>	<b>ø Bore / Collet #</b>	<b>Plate # / PCD</b>	
30	All Passenger Cars	Cone -	2 5 x 4.5"	
31				
32				
33	<b>ASTON MARTIN</b>	<b>ø Bore / Collet #</b>	<b>Plate # / PCD</b>	
34	DB7 ('00-'04)	74mm 3	3 5 x 4.75"	
35	DB9 ('04-'13)	68mm 2	2 5 x 4.5"	
36	DBS ('08-'12)	68mm 2	2 5 x 4.5"	
37	One-77 ('09-On)			
38	Rapide ('10-'On)	68mm 2	2 5 x 4.5"	
39	Vanquish ('02-'06)	63.3mm	3 5 x 108	
40	Vanquish ('13-On)			
41	Vantage ('06-On)	68mm 2	2 5 x 4.5"	
42	Virage ('11-On)	68mm 2	2 5 x 4.5"	
43	<b>AUDI</b>	<b>ø Bore / Collet #</b>	<b>Plate # / PCD</b>	
44	80 ('88-'92)	57mm 1	1 4 x 108	
45	90 ('88-'95)	57mm 1	1 4 x 108	
46	100 ('89-'91)	57mm 1	1 4 x 108	
47	100 ('92-'94)	57mm 1	3 5 x 112	

			
<b>AUDI Continued</b>	<b>ø Bore / Collet #</b>	<b>Plate # / PCD</b>	
200 ('89-'91)	57mm 1	3 5 x 112	
A3 ('06-On)	57mm 1	3 5 x 112	
A4 ('97-'08)	57mm 1	3 5 x 112	
A4 ('09-On)	66.5mm 2	3 5 x 112	
A5 ('08-On)	66.5mm 2	3 5 x 112	
A6 ('95-On)	57mm 1	3 5 x 112	
A7 ('11-On)	66.5mm 2	3 5 x 112	
A8 ('95-On)	57mm 1	3 5 x 112	
Allroad Quattro ('01-'05)	57mm 1	3 5 x 112	
Cabriolet ('92-'98)	57mm 1	1 4 x 108	
Coupe Quattro ('89-'91)	57mm 1	1 4 x 108	
Q5 ('09-On)	66.5mm 2	3 5 x 112	
Q7 ('07-On)	71.5mm 3	3 5 x 130	
R8 ('08-On)	57mm 1	3 5 x 112	
RS4 ('08)	57mm 1	3 5 x 112	
RS6 ('03)	57mm 1	3 5 x 112	
S4 ('92-'94)	57mm 1	3 5 x 112	
S5 ('08-On)	66.5mm 2	3 5 x 112	
S6 ('95-'96+'02-'03+'07-On)	57mm 1	3 5 x 112	
S8 ('01-'03+'07-On)	57mm 1	3 5 x 112	
TT ('99-'07)	57mm 1	3 5 x 100	
TT ('08-On)	57mm 1	3 5 x 112	
TTS ('09-On)	57mm 1	3 5 x 112	
V8 ('90-'94)	57mm 1	3 5 x 112	
<b>BENTLEY</b>	<b>ø Bore / Collet #</b>	<b>Plate # / PCD</b>	
Arnage ('99-'09)	72.5mm 3	2 5 x 120	
Arnage Azure ('99-'09)	72.5mm 3	2 5 x 120	
Arnage Brooklands ('09-'09)	72.5mm 3	2 5 x 120	
Continental ('04-On)	57mm 1	3 5 x 112	
Mulsanne ('11-On)	57mm 1	3 5 x 112	
<b>BMW</b>	<b>ø Bore / Collet #</b>	<b>Plate # / PCD</b>	
1 Series ('08-On)	72.5mm 3	2 5 x 120	
3 Series (To-'93)	57mm 1	1 4 x 100	
3 Series ('94-On)	72.5mm 3	2 5 x 120	
4 Series ('14-On)	72.5mm 3	2 5 x 120	
5 Series (To-'96)	72.5mm 3	2 5 x 120	
5 Series ('97-'03)	74mm 3	2 5 x 120	
5 Series ('04-On)	72.5mm 3	2 5 x 120	
6 Series ('77-'89)	72.5mm 3	2 5 x 120	
6 Series ('04-On)	72.5mm 3	2 5 x 120	
7 Series ('77-On)	72.5mm 3	2 5 x 120	
8 Series ('91-'97)	72.5mm 3	2 5 x 120	
Z3 ('96-'02)	72.5mm 3	2 5 x 120	
Z4 ('03-On)	72.5mm 3	2 5 x 120	
Z8 ('00-'03)	72.5mm 3	2 5 x 120	



					
48	<b>BMW Continued</b>	<b>ø Bore / Collet #</b>	<b>Plate # / PCD</b>		
49	X1 ('11-On)	72.5mm 3	2 5 x 120		
50	X3 ('04-On)	72.5mm 3	2 5 x 120		
51	X5 ('00-'06)	72.5mm 3	2 5 x 120		
52	X5 ('07-'13)	74mm 3	2 5 x 120		
53	X5 ('14-On)		2 5 x 120		
54	X6 Front Wheel ('08-On)	74mm 3	2 5 x 120		
55	X6 Rear Wheel ('08-On)	72.5mm 3	2 5 x 120		
56	<b>BUICK</b>	<b>ø Bore / Collet #</b>	<b>Plate # / PCD</b>		
57	Century ('84-'96)	Cone -	3 5 x 115		
58	Century ('97-'05)	70.2mm 3	3 5 x 115		
59	Electra FWD (To-'90)	Cone -	3 5 x 115		
60	Enclave ('08-On)	74.5mm 3	4 6 x 132		
61	Encore ('13-On)	56.5mm 1	2 5 x 105		
62	LaCrosse ('05-'09)	70.2mm 3	3 5 x 115		
63	LaCrosse ('10-On)	67mm 2	2 5 x 120		
64	LeSabre (To-'91)	Cone -	3 5 x 115		
65	LeSabre ('92-'05)	70.2mm 3	3 5 x 115		
66	Lucerne ('06-'11)	70.2mm 3	3 5 x 115		
67	Park Avenue ('89-'91)	Cone -	3 5 x 115		
68	Park Avenue ('92-'05)	70.2mm 3	3 5 x 115		
69	Rainier ('04-'07)	78mm 4	4 6 x 127		
70	Reatta ('89-'91)	Cone -	3 5 x 115		
71	Regal ('88-'97)	Cone -	3 5 x 115		
72	Regal ('98-'04)	70.2mm 3	3 5 x 115		
73	Regal ('11-On)	67mm 2	2 5 x 120		
74	Rendezvous ('01-'07)	70.2mm 3	3 5 x 115		
75	Riviera ('86-'99)	70.2mm 3	3 5 x 115		
76	Roadmaster (To-'95)	Cone -	2 5 x 127		
77	Skyhawk (To-'93)	Cone -	3 5 x 100		
78	Skylark ('89-'97)	Cone -	3 5 x 100		
79	Somerset (To-'91)	Cone -	3 5 x 100		
80	Terraza ('05)	70.2mm 3	3 5 x 115		
81	Terraza ('06-'07)	70.2mm 3	4 6 x 115		
82	Verano ('12-On)	56.5mm 1	2 5 x 105		
83	<b>CADILLAC</b>	<b>ø Bore / Collet #</b>	<b>Plate # / PCD</b>		
84	Allante ('87-'91)	Cone -	3 5 x 115		
85	ATS ('13-On)	70.2mm 3	3 5 x 115		
86	Catera ('96-'02)	65mm 2	2 5 x 110		
87	CTS ('02-'07)	70.2mm 3	3 5 x 115		
88	CTS ('08-On)	67mm 2	2 5 x 120		
89	CTS-V ('04-'07)	70.2mm 3	4 6 x 115		
90	CTS-V ('09-On)	67mm 2	2 5 x 120		
91	DeVille ('86-'91)	Cone -	3 5 x 115		
92	DeVille ('93-'05)	70.2mm 3	3 5 x 115		
93	DTS ('06-'11)	70.2mm 3	3 5 x 115		
94	Eldorado ('91-'03)	70.2mm 3	3 5 x 115		



					
	<b>CADILLAC Continued</b>	<b>ø Bore / Collet #</b>	<b>Plate # / PCD</b>		
	ELR ('14-On)	70.2mm 3	3 5 x 115		
	Escalade ('99-On)	78mm 4	4 6 x 5.5"		
	Fleetwood FWD ('90-'96)	Cone -	3 5 x 115		
	Fleetwood RWD (To-'90)	Cone -	2 5 x 127		
	Seville ('86-'96)	Cone -	3 5 x 115		
	Seville ('97-'04)	70.2mm 3	3 5 x 115		
	SRX ('04-'09)	70.2mm 3	4 6 x 115		
	SRX ('10-On)	70.2mm 3	4 6 x 120		
	STS ('05-'11)	70.2mm 3	3 5 x 115		
	STS-V ('06-'09)	70.2mm 3	4 6 x 115		
	XLR ('04-'09)	70.2mm 3	3 5 x 4.75"		
	XTS ('13-On)	67mm 2	2 5 x 120		
	<b>CHEVROLET</b>	<b>ø Bore / Collet #</b>	<b>Plate # / PCD</b>		
	Astro ('85-'02)	78mm 4	2 5 x 127		
	Astro ('03-'05)	78mm 4	4 6 x 5.5"		
	Avalanche 1500 ('02-On)	78mm 4	4 6 x 5.5"		
	Avalanche 2500 ('02-'06)	4.60" 8	1 8 x 6.5"		
	Aveo ('04-'11)	56.5mm 1	1 4 x 100		
	Bel Air ('77-'90)	Cone -	3 5 x 4.75"		
	Beretta ('89-'96)	Cone -	3 5 x 100		
	Blazer 2WD Full Size ('71-'92)	Cone -	2 5 x 127		
	Blazer 4WD Full Size (To-'95)	Cone -	4 6 x 5.5"		
	C-1500 ('88-'98)	Cone -	2 5 x 127		
	C/K-2500 ('88-'98)	Cone -	4 6 x 5.5"		
	C/K-2500 Dual ('88-'00)	4.56" 8	1 8 x 6.5"		
	C/K-2500 HD ('88-'00)	4.56" 8	1 8 x 6.5"		
	C/K-3500 ('88-'00)	4.56" 8	1 8 x 6.5"		
	C/K-3500 Dual ('88-'00)	4.56" 8	1 8 x 6.5"		
	Camero (To-'92)	Cone -	3 5 x 4.75"		
	Camaro ('93-'02)	70.2mm 3	3 5 x 4.75"		
	Camaro ('10-On)	67mm 2	2 5 x 120		
	Caprise ('77-'90)	Cone -	3 5 x 4.75"		
	Caprise ('91-'96)	78mm 4	2 5 x 127		
	Cavalier ('89-'05)	57mm 1	3 5 x 100		
	Cobalt LS & LT ('05-'08)	56.5mm 1	1 4 x 100		
	Cobalt LS ('09-'10)	65mm 2	1 4 x 100		
	Cobalt LT ('09-'10)	65mm 2	2 5 x 110		
	Cobalt SS ('06-'10)	65mm 2	2 5 x 110		
	Colorado ('04-'12)	100mm 6	4 6 x 5.5"		
	Colorado ('15-On)	70.2mm 3	4 6 x 120		
	Corsica ('89-'97)	57mm 1	3 5 x 100		
	Corvette (To-'96)	Cone -	3 5 x 4.75"		
	Corvette ('97-On)	70.2mm 3	3 5 x 4.75"		
	Cruze ('10-'On)	56.5mm 1	2 5 x 105		
	E-10 (To-'96)	Cone -	2 5 x 127		

					
	<b>CHEVROLET Continued</b>	<b>ø Bore / Collet #</b>	<b>Plate # / PCD</b>		
95	CHEVROLET Continued	ø Bore / Collet #	Plate # / PCD		
96	Epica ('04-'06)	56.5mm 1 1	4 x 4.5"		
97	Equinox ('05-'09)	70.2mm 3 3	5 x 115		
98	Equinox ('10-'On)	67mm 2 2	5 x 120		
99	Express G-1500 ('97-'02)	78mm 4 2	5 x 127		
100	Express G-1500 ('03-'On)	78mm 4 4	6 x 5.5"		
101	Express G-2500 ('97-'On)	78mm 4 4	6 x 5.5"		
102	Express G-2500HD ('97-'On)	4.60" 4 1	8 x 6.5"		
103	Express G-3500 ('97-'On)	4.60" 4 1	8 x 6.5"		
104	G-10	Cone - 2	5 x 127		
105	G-30 Dual ('76-'00)	Cone - 1	8 x 6.5"		
106	G-30 Single ('91-'04)	Cone - 1	8 x 6.5"		
107	GE/GS-2500 ('71-'04)	Cone - 1	8 x 6.5"		
108	GE/GS-3500 ('76-'00)	Cone - 1	8 x 6.5"		
109	HHR ('06-'11)	65mm 2 2	5 x 110		
110	Impala (To-'90)	Cone - 3	5 x 4.75"		
111	Impala ('95-'99)	78mm 4 2	5 x 127		
112	Impala ('00-'13)	70.2mm 3 3	5 x 115		
113	Impala ('14-'On)	67mm 2 2	5 x 120		
114	Impala SS ('94-'98)	78mm 4 2	5 x 127		
115	K-10 (To-'87)	Cone - 4	6 x 5.5"		
116	K-1500 ('88-'98)	Cone - 4	6 x 5.5"		
117	Laredo 2WD (To-'98)	Cone - 2	5 x 127		
118	Laredo 4WD (To-'98)	Cone - 4	6 x 5.5"		
119	Lumina ('90-'01)	70.2mm 3 3	5 x 115		
120	Malibu ('97-'08)	70.2mm 3 3	5 x 115		
121	Malibu ('09-'12)	65mm 2 2	5 x 110		
122	Malibu ('13-'On)	67mm 2 2	5 x 120		
123	Metro ('98-'01)	Cone - 1	4 x 4.5"		
124	Monte Carlo ('95-'07)	70.2mm 3 3	5 x 115		
125	Optra ('04-'07)	56.5mm 1 1	4 x 4.5"		
126	Orlando ('12-'On) Canada	56.5mm 1 2	5 x 105		
127	P-10 (To-'87)	Cone - 2	5 x 127		
128	P-1500 (To-'87)	Cone - 2	5 x 127		
129	P-2500 Step Van ('71-'04)	Cone - 1	8 x 6.5"		
130	P-3500	Cone - 1	8 x 6.5"		
131	Prizm ('89-'02)	Cone - 1	4 x 100		
132	S-10 Pickup (To-'91)	Cone - 3	5 x 4.75"		
133	S-10 Blazer (To-'94)	Cone - 3	5 x 4.75"		
134	S-10 ('95-'04)	70.2mm 3 3	5 x 4.75"		
135	Spectrum ('86-'90)	Cone - 1	4 x 100		
136	Silverado C/K-1500 ('99-'On)	78mm 4 4	6 x 5.5"		
137	Silverado C/K-1500HD ('99-'07)	4.60" 8 1	8 x 6.5"		
138	Silverado C/K-2500 ('99-'10)	4.60" 8 1	8 x 6.5"		
139	Silverado C/K-2500 ('11-'On)	124mm 9 1	8 x 180		
140	Silverado C/K-3500 ('99-'10)	4.60" 8 1	8 x 6.5"		
141	Silverado C/K-3500 ('11-'On)	124mm 9 1	8 x 180		



					
	<b>CHEVROLET Continued</b>	<b>ø Bore / Collet #</b>	<b>Plate # / PCD</b>		
	CHEVROLET Continued	ø Bore / Collet #	Plate # / PCD		
	Sonic ('12-'On)	56.5mm 1 2	5 x 105		
	Spark ('13-'On)	56.5mm 1 1	4 x 100		
	SS Sports Sedan ('14-'On)	67mm 2 2	5 x 120		
	SSR ('04-'06)	78mm 4 4	6 x 127		
	Suburban K-1500 ('88-'03)	Cone - 4	6 x 5.5"		
	Suburban C-2500 ('88-'99)	Cone - 4	6 x 5.5"		
	Suburban K-1500HD ('00-'06)	Cone - 1	8 x 6.5"		
	Suburban K-2500 ('88-'06)	Cone - 1	8 x 6.5"		
	Suburban 1500 ('07-'On)	78mm 4 4	6 x 5.5"		
	Storm ('90-'94)	Cone - 1	4 x 100		
	Tahoe 2WD (To-'00)	Cone - 2	5 x 127		
	Tahoe 4WD (To-'00)	Cone - 4	6 x 5.5"		
	Tahoe ('00-'On)	78mm 4 4	6 x 5.5"		
	Tracker ('98-'04)	108mm 7 3	5 x 5.5"		
	Trax ('15-'On)	56.5mm 1 2	5 x 105		
	TrailBlazer ('01-'09)	78mm 4 4	6 x 127		
	Traverse ('09-'On)	74.5mm 3 4	6 x 132		
	Uplander ('05)	70.2mm 3 3	5 x 115		
	Uplander ('06-'09)	70.2mm 3 4	6 x 115		
	Venture ('02-'04)	70.2mm 3 3	5 x 115		
	Volt ('11-'On)	70.2mm 3 3	5 x 115		
	<b>CHRYSLER</b>	<b>ø Bore / Collet #</b>	<b>Plate # / PCD</b>		
	200 ('11-'On)	67mm 2 2	5 x 4.5"		
	300 ('05-'On)	71.5mm 3 3	5 x 115		
	300M ('98-'04)	71.5mm 3 2	5 x 4.5"		
	Aspen ('07-'09)	77.8mm 4 3	5 x 5.5"		
	Cirrus ('95-'01)	57mm 1 3	5 x 100		
	Concorde ('93-'03)	71.5mm 3 2	5 x 4.5"		
	Crossfire ('04-'07)	66.5mm 2 3	5 x 112		
	Imperial ('90-'93)	Cone - 3	5 x 100		
	Intrepid Canada ('00-'04)	71.5mm 3 2	5 x 4.5"		
	Laser ('85-'89)	Cone - 3	5 x 100		
	LeBaron ('86-'96)	Cone - 3	5 x 100		
	LHS ('99-'03)	71.5mm 3 2	5 x 4.5"		
	New Yorker ('86-'93)	Cone - 3	5 x 100		
	New Yorker ('94-'96)	71.5mm 3 2	5 x 4.5"		
	Pacifica ('04-'08)	71.5mm 3 2	5 x 127		
	PT Cruiser ('00-'10)	57mm 1 3	5 x 100		
	Sebring Convert. ('96-'06)	57mm 1 3	5 x 100		
	Sebring Coupe ('95-'07)	67mm 2 2	5 x 4.5"		
	Sebring Sedan ('08-'10)	67mm 2 2	5 x 4.5"		
	Town & Country (To-'89)	Cone - 3	5 x 100		
	Town & Country ('90-'07)	71.5mm 3 2	5 x 4.5"		
	Town & Country ('08-'On)	71.5mm 3 2	5 x 127		
	Voyager ('96-'03)	71.5mm 3 2	5 x 4.5"		







				
142	<b>DAEWOO</b>	ø Bore / Collet #	Plate # / PCD	
143	Lanos ('99-'02)	56.5mm 1	1 4 x 100	
144	Leganza ('99-'02)	56.5mm 1	2 5 x 4.5"	
145	Nubira ('99-'02)	56.5mm 1	1 4 x 100	
146	<b>DODGE</b>	ø Bore / Collet #	Plate # / PCD	
147	600 ('86-'89)	Cone -	3 5 x 100	
148	Aries ('86-'89)	Cone -	3 5 x 100	
149	Avenger ('95-'00)	67mm 2	2 5 x 4.5"	
150	Avenger ('08-On)	67mm 2	2 5 x 4.5"	
151	B100 (To-'88)	Cone -	2 5 x 4.5"	
152	B100 4WD (To-'88)	Cone -	3 5 x 5.5"	
153	B300 ('73-'91)	Cone -	1 8 x 6.5"	
154	B350 ('73-'91)	Cone -	1 8 x 6.5"	
155	Caliber ('07-On)	67mm 2	2 5 x 4.5"	
156	Caravan (To-'01)	57mm 1	3 5 x 100	
157	Caravan ('02-'07)	71.5mm 3	2 5 x 4.5"	
158	Challenger ('09-On)	71.5mm 3	3 5 x 115	
159	Charger ('06-'09)	71.5mm 3	3 5 x 115	
160	Colt (To-'92)	Cone -	1 4 x 4.5"	
161	Colt ('93-'95)	Cone -	1 4 x 100	
162	D100 (To-'88)	Cone -	2 5 x 4.5"	
163	D100 4WD (To-'88)	Cone -	3 5 x 5.5"	
164	D150 (To-'88)	Cone -	2 5 x 4.5"	
165	D150 4WD (To-'88)	Cone -	3 5 x 5.5"	
166	D200 ('68-'91)	Cone -	1 8 x 6.5"	
167	D250 ('68-'91)	Cone -	1 8 x 6.5"	
168	D300 (To-'91)	Cone -	1 8 x 6.5"	
169	D350 (To-'91)	Cone -	1 8 x 6.5"	
170	D50 (To-'91)	Cone -	2 5 x 4.5"	
171	Dart ('13-On)	65mm 2	2 5 x 110	
172	Dakota (To-'90)	Cone -	2 5 x 4.5"	
173	Dakota ('91-'04)	71.5mm 3	4 6 x 4.5"	
174	Dakota ('05-'10)	77.8mm 4	3 5 x 5.5"	
175	Daytona ('84-'91)	Cone -	1 4 x 100	
176	Daytona Turbo ('84-'91)	Cone -	3 5 x 100	
177	Durango (To-'03)	71.5mm 3	4 6 x 4.5"	
178	Durango ('04-'09)	77.8mm 4	3 5 x 5.5"	
179	Durango ('11-On)	71.5mm 3	2 5 x 127	
180	Dynasty (To-'90)	Cone -	3 5 x 100	
181	Grand Caravan (To-'98)	Cone -	2 5 x 4.5"	
182	Grand Caravan ('99-'07)	71.5mm 3	2 5 x 4.5"	
183	Grand Caravan ('08-On)	71.5mm 3	2 5 x 127	
184	Intrepid ('93-'05)	71.5mm 3	2 5 x 4.5"	
185	Journey ('09-On)	71.5mm 3	2 5 x 127	
186	Lancer (To-'89)	Cone -	3 5 x 100	
187	Magnum ('05-'08)	71.5mm 3	3 5 x 115	
188	Neon 4 Lug ('94-'06)	57mm 1	1 4 x 100	



				
	<b>DODGE CONTINUED</b>	ø Bore / Collet #	Plate # / PCD	
	Neon 5 Lug ('94-'06)	57mm 1	3 5 x 100	
	Nitro ('07-On)	71.5mm 3	2 5 x 4.5"	
	Omni 4 Lug (To-'90)	Cone -	1 4 x 100	
	Omni 5 Lug (To-'89)	Cone -	3 5 x 100	
	Ram 1500 ('85-'01)	Cone -	3 5 x 5.5"	
	Ram 1500 ('02-'10)	77.8mm 4	3 5 x 5.5"	
	Ram 2500	4.77" 9	1 8 x 6.5"	
	Ram 2500 Dual	4.77" 9	1 8 x 6.5"	
	Ram 3500	4.77" 9	1 8 x 6.5"	
	Ram 3500 Dual	4.77" 9	1 8 x 6.5"	
	Ram 50 (To-'91)	Cone -	4 6 x 5.5"	
	Ram Van B150 (To-'94)	Cone -	3 5 x 5.5"	
	Ram Van B1500 ('95-'03)	87mm 5	3 5 x 5.5"	
	Ram Van B250 (To-'94)	Cone -	1 8 x 6.5"	
	Ram Van B2500 ('95-'03)	Cone -	1 8 x 6.5"	
	Ram Van B350 (To-'94)	Cone -	1 8 x 6.5"	
	Ram Van B3500 ('95-'03)	Cone -	1 8 x 6.5"	
	Ramcharger ('79-'93)	Cone -	3 5 x 5.5"	
	Raider ('88-'89)	108mm 7	4 6 x 5.5"	
	Shadow ('87-'91)	Cone -	3 5 x 100	
	Spirit ('88-'95)	Cone -	3 5 x 100	
	Sprinter 2500 ('04-'06)	84mm 4	3 5 x 130	
	Sprinter 2500 ('07-'12)	84mm 4	4 6 x 130	
	Stealth ('91-'97)	67mm 2	2 5 x 4.5"	
	Stratus ('95-'00)	57mm 1	3 5 x 100	
	Stratus Sedan R/T ('01-'06)	57mm 1	3 5 x 100	
	Stratus Coupe ('01-'06)	57mm 1	2 5 x 4.5"	
	Viper ('92-'10)	71.5mm 3	4 6 x 4.5"	
	<b>EAGLE</b>	ø Bore / Collet #	Plate # / PCD	
	Premier ('88-'92)	Cone -	2 5 x 4.5"	
	Summit ('89-'92)	67mm 2	1 4 x 4.5"	
	Summit ('93-'96)	57mm 1	1 4 x 100	
	Talon ('90-'98)	67mm 2	2 5 x 4.5"	
	Vision ('89-'93)	67mm 2	2 5 x 4.5"	
	Vision ('94-'97)	71.5mm 3	2 5 x 4.5"	
	<b>FERRARI</b>	ø Bore / Collet #	Plate # / PCD	
	308 (To-'85)	Cone -	3 5 x 108	
	328 ('86-'89)	Cone -	3 5 x 108	
	348 ('90-'94)	Cone -	3 5 x 108	
	360 Modena ('00-'05)	67mm 2	3 5 x 108	
	456 ('94-'03)	67mm 2	3 5 x 108	
	458 Italia ('10-On)	67mm 2	2 5 x 4.5"	
	550 Maranello ('97-'01)	67mm 2	3 5 x 108	
	575 Maranello ('02-'06)	67mm 2	3 5 x 108	
	599 Fiorano ('07-'12)	67mm 2	2 5 x 4.5"	







					
236	<b>GMC Continued</b>	<b>ø Bore / Collet #</b>	<b>Plate # / PCD</b>		
237	Savana 3500 ('97-'03)	Cone -	1	8 x 6.5"	
238	Savana G-3500 ('04-On)	4.60" 8	1	8 x 6.5"	
239	Sierra 2500 ('99-'06)	Cone -	1	8 x 6.5"	
240	Sierra 3500 ('90-'06)	Cone -	1	8 x 6.5"	
241	Sierra 2WD Pickup ('86-'98)	Cone -	2	5 x 127	
242	Sierra 2WD Pickup ('99-On)	78mm 4	4	6 x 5.5"	
243	Sierra 4WD Pickup	78mm 4	4	6 x 5.5"	
244	Sierra C/K-1500 ('03-On)	78mm 4	4	6 x 5.5"	
245	Sierra C/K-2500 ('03-'10)	4.60" 8	1	8 x 6.5"	
246	Sierra C/K-2500 ('11-On)	124mm 9	1	8 x 180	
247	Sierra C/K-3500 ('03-'10)	4.60" 8	1	8 x 6.5"	
248	Sierra C/K-3500 ('11-On)	124mm 9	1	8 x 180	
249	Sonoma ('83-'03)	Cone -	3	5 x 4.75"	
250	Suburban 1500 2WD (To-'99)	Cone -	2	5 x 127	
251	Suburban 1500 4WD (To-'99)	Cone -	4	6 x 5.5"	
252	Suburban 2500 (To-'99)	Cone -	1	8 x 6.5"	
253	Syclone ('91-'93)	Cone -	3	5 x 4.75"	
254	Yukon 2WD (To-'99)	Cone -	2	5 x 127	
255	Yukon 2WD ('00-On)	78mm 4	4	6 x 5.5"	
256	Yukon 4WD	78mm 4	4	6 x 5.5"	
257	Yukon XL1500 ('00-On)	78mm 4	4	6 x 5.5"	
258	Yukon XL2500 ('00-On)	4.60" 8	1	8 x 6.5"	
259	Terrain ('10-On)	67mm 2	2	5 x 120	
260	Typhoon ('92-'94)	Cone -	3	5 x 4.75"	
261	<b>HONDA</b>	<b>ø Bore / Collet #</b>	<b>Plate # / PCD</b>		
262	Accord (To-'89)	Cone -	1	4 x 100	
263	Accord 4 Cylinder ('90-'02)	64mm 2	1	4 x 4.5"	
264	Accord 6 Cylinder ('98-'02)	64mm 2	2	5 x 4.5"	
265	Accord ('03-On)	64mm 2	2	5 x 4.5"	
266	Civic ('80-'05)	56mm 1	1	4 x 100	
267	Civic ('06-On)	64mm 2	2	5 x 4.5"	
268	Crosstour Accord ('10-On)	64mm 2	2	5 x 4.5"	
269	CR-V ('97-On)	64mm 2	2	5 x 4.5"	
270	CR-Z ('11-On)	64mm 2	2	5 x 4.5"	
271	CRX ('84-'91)	56mm 1	1	4 x 100	
272	Del Sol ('93-'97)	56mm 1	1	4 x 100	
273	Element ('03-'11)	64mm 2	2	5 x 4.5"	
274	FCX Clarity ('09-On)	64mm 2	2	5 x 4.5"	
275	Fit ('07-On)	56mm 1	1	4 x 100	
276	Insight ('00-'06) + ('10-On)	56mm 1	1	4 x 100	
277	Odessey ('98-'04)	64mm 2	2	5 x 4.5"	
278	Odyssey ('05-On)	64mm 2	2	5 x 120	
279	Passport ('95-'02)	100mm 6	4	6 x 5.5"	
280	Pilot ('02-'08)	64mm 2	2	5 x 4.5"	
281	Pilot ('09-On)	64mm 2	2	5 x 120	
282	Prelude (To-'91)	56mm 1	1	4 x 100	



					
	<b>HONDA Continued</b>	<b>ø Bore / Collet #</b>	<b>Plate # / PCD</b>		
	Prelude ('92-'96)	64mm 2	1	4 x 4.5"	
	Prelude ('97-'01)	64mm 2	2	5 x 4.5"	
	Ridgeline ('05-On)	64mm 2	2	5 x 120	
	S2000 ('00-'09) Front Axle	64mm 2	2	5 x 4.5"	
	S2000 ('00-'09) Rear Axle	70mm 3	2	5 x 4.5"	
	<b>HUMMER</b>	<b>ø Bore / Collet #</b>	<b>Plate # / PCD</b>		
	H1 ('93-'06)	4.60" 8	1	8 x 6.5"	
	H2 ('03-'09)	4.60" 8	1	8 x 6.5"	
	H3 ('06-'09)	100mm 6	4	6 x 5.5"	
	<b>HYUNDAI</b>	<b>ø Bore / Collet #</b>	<b>Plate # / PCD</b>		
	Accent (To-'99)	67mm 2	1	4 x 4.5"	
	Accent ('00-On)	54mm 1	1	4 x 100	
	Azera ('06-On)	67mm 2	2	5 x 4.5"	
	Elantra ('91-'06)	67mm 2	1	4 x 4.5"	
	Elantra ('07-On)	67mm 2	2	5 x 4.5"	
	Entourage ('07-'09)	93mm 5	4	6 x 5.5"	
	Equus ('10-On)	67mm 2	2	5 x 4.5"	
	Excel (To-'95)	67mm 2	1	4 x 4.5"	
	Genesis ('09-On)	67mm 2	2	5 x 4.5"	
	Santa Fe ('02-On)	67mm 2	2	5 x 4.5"	
	Scoupe ('91-'95)	67mm 2	1	4 x 4.5"	
	Sonata ('89-'05)	67mm 2	1	4 x 4.5"	
	Sonata ('06-On)	67mm 2	2	5 x 4.5"	
	Tiburon ('97-'02)	67mm 2	1	4 x 4.5"	
	Tiburon ('03-'08)	67mm 2	2	5 x 4.5"	
	Tucson ('05-On)	67mm 2	2	5 x 4.5"	
	Veloster ('12-On)	67mm 2	2	5 x 4.5"	
	Veracruz ('07-On)	67mm 2	2	5 x 4.5"	
	XG300 (2001)	67mm 2	2	5 x 4.5"	
	XG350 ('02-'05)	67mm 2	2	5 x 4.5"	
	<b>INFINITI</b>	<b>ø Bore / Collet #</b>	<b>Plate # / PCD</b>		
	EX35 ('08-'12)	66mm 2	2	5 x 4.5"	
	FX35 ('03-'12)	66mm 2	2	5 x 4.5"	
	FX37 ('13)	66mm 2	2	5 x 4.5"	
	FX45 ('03-'08)	66mm 2	2	5 x 4.5"	
	FX50 ('09-'13)	66mm 2	2	5 x 4.5"	
	G20 ('90-'02)	66mm 2	1	4 x 4.5"	
	G25 ('11)	66mm 2	2	5 x 4.5"	
	G35 ('03-'08)	66mm 2	2	5 x 4.5"	
	G37 ('09-'13)	66mm 2	2	5 x 4.5"	
	I30 ('96-'01)	66mm 2	2	5 x 4.5"	
	I35 ('02-'04)	66mm 2	2	5 x 4.5"	
	J30 ('93-'97)	66mm 2	2	5 x 4.5"	
	JX35 ('13)	66mm 2	1	4 x 4.5"	
	M30 ('90-'92)	66mm 2	1	4 x 4.5"	



					
283	<b>INFINITI Continued</b>	<b>ø Bore / Collet #</b>	<b>Plate # / PCD</b>		
284	M35 ('06-'10)	66mm 2	2	5 x 4.5"	
285	M37 ('11-'13)	66mm 2	2	5 x 4.5"	
286	M45 ('03-'10)	66mm 2	2	5 x 4.5"	
287	M56 ('11-'13)	66mm 2	2	5 x 4.5"	
288	Q45 ('90-'06)	66mm 2	2	5 x 4.5"	
289	Q50 ('14-On)	66mm 2	2	5 x 4.5"	
290	Q60 ('14-On)	66mm 2	2	5 x 4.5"	
291	Q70 ('14-On)	66mm 2	2	5 x 4.5"	
292	QX4 ('97-'03)	108mm 7	4	6 x 5.5"	
293	QX50 ('14-On)	66mm 2	2	5 x 4.5"	
294	QX56 ('04-'12)	77.8mm 4	4	6 x 5.5"	
295	QX60 ('14-On)	66mm 2	2	5 x 4.5"	
296	QX70 ('14-On)	66mm 2	2	5 x 4.5"	
297	QX80 ('14-On)	77.8mm 4	4	6 x 5.5"	
298	<b>ISUZU</b>	<b>ø Bore / Collet #</b>	<b>Plate # / PCD</b>		
299	Amigo ('89-'00)	100mm 6	4	6 x 5.5"	
300	Ascender ('03-'08)	78mm 4	4	6 x 127	
301	Axiom ('01-'04)	100mm 6	4	6 x 5.5"	
302	Hombre ('96-'00)	Cone -	3	5 x 4.75"	
303	I-Mark ('81-'90)	Cone -	1	4 x 100	
304	i-Series ('06-'08)	100mm 6	4	6 x 5.5"	
305	Impulse ('83-'93)	Cone -	1	4 x 100	
306	Oasis ('96-'99)	64mm 2	2	5 x 4.5"	
307	Rodeo ('91-'03)	100mm 6	4	6 x 5.5"	
308	Stylus ('90-'93)	Cone -	1	4 x 100	
309	Trooper ('85-'02)	100mm 6	4	6 x 5.5"	
310	Vehi-Cross ('99-'01)	100mm 6	4	6 x 5.5"	
311	<b>JAGUAR</b>	<b>ø Bore / Collet #</b>	<b>Plate # / PCD</b>		
312	F-Type ('14-On)	63.3mm 2	3	5 x 108	
313	S-Type ('00-'08)	63.3mm 2	3	5 x 108	
314	X-Type ('02-'07)	63.3mm 2	3	5 x 108	
315	XJ Series (To-'03)	73.8mm 3	3	5 x 4.75"	
316	XJ Series ('04-On)	63.3mm 2	3	5 x 108	
317	XF Series ('09-On)	63.3mm 2	3	5 x 108	
318	XK Series ('96-'06)	73.8mm 3	3	5 x 4.75"	
319	XK Series ('07-On)	63.3mm 2	3	5 x 108	
320	<b>JEEP</b>	<b>ø Bore / Collet #</b>	<b>Plate # / PCD</b>		
321	Cherokee ('85-'01)	Cone -	2	5 x 4.5"	
322	Cherokee ('14-On)	65mm 2	2	5 x 110	
323	CJ 5 & 7 (To-'86)	Cone -	3	5 x 5.5"	
324	Comanche (To-'00)	Cone -	2	5 x 4.5"	
325	Commander ('06-'10)	71.5mm 3	2	5 x 127	
326	Compass ('07-On)	67mm 2	2	5 x 4.5"	
327	DJ Dispatcher (To-'84)	Cone -	3	5 x 5.5"	
328	Grand Cherokee ('93-'98)	Cone -	2	5 x 4.5"	
329	Grand Cherokee ('99-On)	71.5mm 3	2	5 x 127	



					
	<b>JEEP Continued</b>	<b>ø Bore / Collet #</b>	<b>Plate # / PCD</b>		
	Grand Wagoneer ('84-'92)	108mm 7	4	6 x 5.5"	
	Honcho J-10 (To-'87)	Cone -	4	6 x 5.5"	
	Honcho J-20 (To-'87)	Cone -	1	8 x 6.5"	
	Liberty ('02-'13)	71.5mm 3	2	5 x 4.5"	
	Patriot ('07-'On)	67mm 2	2	5 x 4.5"	
	Scrambler ('83-'85)	Cone -	3	5 x 5.5"	
	Wagoneer (To-'92)	Cone -	2	5 x 4.5"	
	Wrangler ('87-'97)	Cone -	2	5 x 4.5"	
	Wrangler ('98-'06)	71.5mm 3	2	5 x 4.5"	
	Wrangler ('07-On)	71.5mm 3	2	5 x 127	
	<b>KIA</b>	<b>ø Bore / Collet #</b>	<b>Plate # / PCD</b>		
	Amanti ('04-'09)	67mm 2	2	5 x 4.5"	
	Borrego ('08-'09)	67mm 2	4	6 x 4.5"	
	Cadenza ('14-On)	67mm 2	2	5 x 4.5"	
	Fortè Koup ('10-On)	67mm 2	2	5 x 4.5"	
	Magentis ('03-'06)	67mm 2	1	4 x 4.5"	
	Magentis ('07)	67mm 2	2	5 x 4.5"	
	Optima ('01-'06)	67mm 2	1	4 x 4.5"	
	Optima ('07-On)	67mm 2	2	5 x 4.5"	
	Rio ('01-On)	54mm 1	1	4 x 100	
	Rondo ('07-'12)	67mm 2	1	4 x 100	
	Sedona ('02-'06)	67mm 2	2	5 x 4.5"	
	Sedona ('07-On)	93mm 5	4	6 x 5.5"	
	Sephia ('94-'03)	56mm 1	1	4 x 100	
	Sorento ('03-'10)	95.4mm 6	3	5 x 5.5"	
	Sorento ('11-On)	67mm 2	2	5 x 4.5"	
	Soul ('10-On)	67mm 2	2	5 x 4.5"	
	Spectra ('00-'04)	56mm 1	1	4 x 100	
	Spectra ('05-'09)	67mm 2	1	4 x 4.5"	
	Sportage ('95-'03)	95.4mm 6	3	5 x 5.5"	
	Sportage ('05-On)	67mm 2	2	5 x 4.5"	
	<b>LAMBORGHINI</b>	<b>ø Bore / Collet #</b>	<b>Plate # / PCD</b>		
	All Models	70mm 3	2	5 x 120	
	Gallardo ('04-On)	57mm 1	3	5 x 112	
	<b>LAND ROVER</b>	<b>ø Bore / Collet #</b>	<b>Plate # / PCD</b>		
	Discovery II ('99-'04)	70mm 3	2	5 x 120	
	Freelander ('02-'05)	64mm 2	2	5 x 4.5"	
	LR2 ('08-On)	63.3mm 2	3	5 x 108	
	LR3 ('05-'09)	72.5mm 3	2	5 x 120	
	LR4 ('10-On)	72.5mm 3	2	5 x 120	
	Range Rover ('95-On)	72.5mm 3	2	5 x 120	
	Range Rover Evoque ('12-On)	63.3mm 2	3	5 x 108	
	Range Rover Sport ('06-On)	72.5mm 3	2	5 x 120	



				
330	<b>LEXUS</b>	<b>ø Bore / Collet #</b>	<b>Plate # / PCD</b>	
331	CT 200h ('11-On)	54mm 1	3 5 x 100	
332	ES 250 ('90-'91)	54mm 1	3 5 x 100	
333	ES Series ('92-On)	60mm 1	2 5 x 4.5"	
334	GS Series ('93-On)	60mm 1	2 5 x 4.5"	
335	GX Series ('03-On)	106mm 7	4 6 x 5.5"	
336	HS 250h ('10-On)	60mm 1	2 5 x 4.5"	
337	IS Series ('01-On)	60mm 1	2 5 x 4.5"	
338	LFA ('13-On)	60mm 1	2 5 x 4.5"	
339	LS Series ('90-'06)	60mm 1	2 5 x 4.5"	
340	LS Series ('07-On)	60mm 1	2 5 x 120	
341	LX 450 ('96-'97)	106mm 7	4 6 x 5.5"	
342	LX Series ('98-On)	110mm 7	2 5 x 150	
343	RX Series ('99-On)	60mm 1	2 5 x 4.5"	
344	SC Series ('92-'10)	60mm 1	2 5 x 4.5"	
345	<b>LINCOLN</b>	<b>ø Bore / Collet #</b>	<b>Plate # / PCD</b>	
346	Aviator ('03-'05)	70.5mm 3	2 5 x 4.5"	
347	Blackwood (2002)	87mm 5	4 6 x 135	
348	Continental ('89-'02)	63.3mm 2	3 5 x 108	
349	LS ('00-'06)	63.3mm 2	3 5 x 108	
350	Mark LT ('06-'08)	87mm 5	4 6 x 135	
351	Mark VII ('84-'92)	Cone -	2 5 x 4.5"	
352	Mark VIII ('93-'98)	63.3mm 2	3 5 x 108	
353	MKS ('09-On)	63.3mm 2	2 5 x 4.5"	
354	MKT ('10-On)	63.3mm 2	2 5 x 4.5"	
355	MKX ('07-On)	70.5mm 3	2 5 x 4.5"	
356	MKZ Zephyr ('07-On)	67mm 2	2 5 x 4.5"	
357	Navigator ('97-'00)	87mm 5	2 5 x 135	
358	Navigator ('01-On)	87mm 5	4 6 x 135	
359	Town Car (To-'97)	Cone -	2 5 x 4.5"	
360	Town Car ('98-'11)	70.5mm 3	2 5 x 4.5"	
361	Zephyr (2006)	70.5mm 3	2 5 x 4.5"	
362	<b>LOTUS</b>	<b>ø Bore / Collet #</b>	<b>Plate # / PCD</b>	
363	Elan ('91-'94)	Cone -	1 4 x 100	
364	Elise ('05-On)	56.5mm 1	1 4 x 100	
365	Excel ('82-'92)	Cone -	1 4 x 100	
366	Esprit (To-'87)	Cone -	1 4 x 100	
367	Esprit Turbo ('81-'95)	60mm 1	2 5 x 120	
368	Esprit V8 Turbo ('96-'04)	60mm 1	2 5 x 120	
369	Evora ('10-On)	60mm 1	2 5 x 4.5"	
370	Exige ('06-On)	56.5mm 1	1 4 x 100	
371				
372				
373				
374				
375				
376				



			
<b>MASERATI</b>	<b>ø Bore / Collet #</b>	<b>Plate # / PCD</b>	
Coupé ('02-'06)	67mm 2	3 5 x 108	
Ghibli ('14-On)	67mm 2	2 5 x 4.5"	
GranCabrio ('13-On)	67mm 2	2 5 x 4.5"	
GranSport ('05-'06)	67mm 2	3 5 x 108	
GranTurismo ('08-On)	67mm 2	2 5 x 4.5"	
Spyder ('02-'05)	67mm 2	3 5 x 108	
Quattroporte ('05-On)	67mm 2	2 5 x 4.5"	
<b>MAYBACH</b>	<b>ø Bore / Collet #</b>	<b>Plate # / PCD</b>	
All Models ('97-'13)	66.5mm 2	3 5 x 112	
<b>MAZDA</b>	<b>ø Bore / Collet #</b>	<b>Plate # / PCD</b>	
323 (To-'89)	59.5mm 1	1 4 x 4.5"	
323 ('90-'96)	54mm 1	1 4 x 100	
626 ('88-'92)	59.5mm 1	2 5 x 4.5"	
626 ('93-'02)	67mm 2	2 5 x 4.5"	
929 ('88-'96)	67mm 2	2 5 x 4.5"	
B Series Pickup (To-'94)	108mm 7	4 6 x 5.5"	
B Series Pickup ('95-'09)	70.5mm 3	2 5 x 4.5"	
CX-5 ('13-On)	67mm 2	2 5 x 4.5"	
CX-7 ('07-'12)	67mm 2	2 5 x 4.5"	
CX-9 ('07-On)	67mm 2	2 5 x 4.5"	
Mazda2 ('11-On)	54mm 1a	1 4 x 100	
Mazda3 ('04-On)	67mm 2b	2 5 x 4.5"	
Mazda5 ('06-'10)	67mm 2b	2 5 x 4.5"	
Mazda5 ('13-On)	67mm 2b	2 5 x 4.5"	
Mazda6 ('03-On)	67mm 2b	2 5 x 4.5"	
Miata ('94-'05)	54mm 1a	1 4 x 100	
Millenia ('97-'03)	67mm 2b	2 5 x 4.5"	
MPV ('88-'01)	67mm 2b	2 5 x 4.5"	
MX-3 ('92-'96)	54mm 1a	1 4 x 100	
MX-5 Miata ('06-On)	67mm 2b	2 5 x 4.5"	
MX-6 ('88-'92)	Cone -	2 5 x 4.5"	
MX-6 ('93-'97)	67mm 2b	2 5 x 4.5"	
Navajo ('91-'95)	67mm 2b	2 5 x 4.5"	
Protegé 4 Lug ('96-'03)	54mm 1a	1 4 x 100	
Protegé 5 Lug ('02-'05)	67mm 2b	2 5 x 4.5"	
Protegé5 ('02-'05)	67mm 2b	2 5 x 4.5"	
RX-7 (To-'88)	59.5mm 1b	1 4 x 4.5"	
RX-7 Turbo ('86-'92)	67mm 2b	2 5 x 4.5"	
RX-7 Turbo ('93-'96)	67mm 2b	2 5 x 4.5"	
RX-8 ('04-On)	67mm 2b	2 5 x 4.5"	
Tribute ('01-On)	67mm 2b	2 5 x 4.5"	
<b>MERCEDES-BENZ</b>	<b>ø Bore / Collet #</b>	<b>Plate # / PCD</b>	
All Cars Except G Class	66.5mm 2a	3 5 x 112	
G Class	84mm 4b	3 5 x 130	
Sprinter Van 2500 ('11-On)	84mm 4b	3 6 x 130	



				
377	<b>MERCURY</b>	<b>ø Bore / Collet #</b>	<b>Plate # / PCD</b>	
378	Capri (To-'90)	Cone -	1 4 x 108	
379	Capri ('91-'94)	Cone -	1 4 x 108	
380	Cougar ('80-'88)	Cone -	1 4 x 108	
381	Cougar ('89-'97)	Cone -	3 5 x 108	
382	Cougar ('99-'02)	63.3mm 2	1 4 x 108	
383	Grand Marquis (To-'96)	Cone -	2 5 x 4.5"	
384	Grand Marquis ('97-'11)	70.5mm 3	2 5 x 4.5"	
385	Lynx ('86-'90)	Cone -	1 4 x 108	
386	Marauder ('03-'05)	70.5mm 3	2 5 x 4.5"	
387	Mariner ('05-'11)	67mm 2	2 5 x 4.5"	
388	Milan ('06-'11)	63.3mm 2	2 5 x 4.5"	
389	Montego ('05-'07)	63.3mm 2	2 5 x 4.5"	
390	Monterey ('04-'07)	63.3mm 2	2 5 x 4.5"	
391	Mountaineer ('97-'10)	70.5mm 3	2 5 x 4.5"	
392	Mystique (95-'00)	63.3mm 2	1 4 x 108	
393	Sable ('86-'95)	Cone -	3 5 x 108	
394	Sable ('96-'05)	63.3mm 2	3 5 x 108	
395	Sable ('08-'09)	63.3mm 2	2 5 x 4.5"	
396	Topaz ('84-'94)	Cone -	1 4 x 108	
397	Tracer ('86-'90)	Cone -	1 4 x 4.5"	
398	Tracer ('91-'99)	54mm 1	1 4 x 100	
399	Villager ('97-'02)	66mm 2	2 5 x 4.5"	
400	<b>MINI</b>	<b>ø Bore / Collet #</b>	<b>Plate # / PCD</b>	
401	Clubman ('08-On)	56mm 1	1 4 x 100	
402	Cooper ('02-On)	56mm 1	1 4 x 100	
403	Countryman ('11-On)	72.5mm 3	2 5 x 120	
404	Paceman ('13-On)	72.5mm 3	2 5 x 120	
405	Roadster ('12-On)	56mm 1	1 4 x 100	
406	<b>MITSUBISHI</b>	<b>ø Bore / Collet #</b>	<b>Plate # / PCD</b>	
407	3000GT ('91-'99)	67mm 2	2 5 x 4.5"	
408	Cordia ('82-'90)	67mm 2	1 4 x 4.5"	
409	Diamante ('94-'05)	67mm 2	2 5 x 4.5"	
410	Eclipse (95-'12)	67mm 2	2 5 x 4.5"	
411	Endeavor ('04-'11)	67mm 2	2 5 x 4.5"	
412	Galant (To-'98)	67mm 2	1 4 x 4.5"	
413	Galant ('99-'12)	67mm 2	2 5 x 4.5"	
414	i-MiEV ('12-On)	56mm 1	1 4 x 100	
415	Lancer ('93-'07)	67mm 2	1 4 x 4.5"	
416	Lancer ('08-On)	67mm 2	2 5 x 4.5"	
417	Lancer Evolution ('03-On)	67mm 2	2 5 x 4.5"	
418	Mighty Max ('82-'96)	108mm 7	4 6 x 5.5"	
419	Mirage (To-'92)	67mm 2	1 4 x 4.5"	
420	Mirage ('93-'03)	56mm 1	1 4 x 100	
421	Mirage ('13-On)	56mm 1	1 4 x 100	
422	Montero (To-'06)	108mm 7	4 6 x 5.5"	
423	Outlander ('03-On)	67mm 2	2 5 x 4.5"	

			
<b>MITSUBISHI Continued</b>	<b>ø Bore / Collet #</b>	<b>Plate # / PCD</b>	
Precis ('87-'94)	Cone -	1 4 x 4.5"	
Raider ('06-'09)	78mm 4	3 5 x 5.5"	
RVR ('11-On) Canada	67mm 2	2 5 x 4.5"	
Starion ('82-'90)	67mm 2	1 4 x 4.5"	
Tredia ('82-'90)	67mm 2	1 4 x 4.5"	
<b>NISSAN</b>	<b>ø Bore / Collet #</b>	<b>Plate # / PCD</b>	
200SE (1988)	66mm 2a	2 5 x 4.5"	
200SX (To-'94)	Cone -	1 4 x 4.5"	
200SX ('95-'98)	66mm 2	1 4 x 100	
240SX (To-'94)	66mm 2	1 4 x 4.5"	
240SX ('95-'98)	66mm 2	2 5 x 4.5"	
280ZX ('79-'84)	Cone -	1 4 x 4.5"	
300ZX 4 Lug ('85-'89)	66mm 2	1 4 x 4.5"	
300ZX 5 Lug ('90-'96)	66mm 2	2 5 x 4.5"	
350Z ('03-'08)	66mm 2	2 5 x 4.5"	
370Z ('09-On)	66mm 2	2 5 x 4.5"	
Altima (To-'91)	Cone -	1 4 x 4.5"	
Altima ('92-On)	66mm 2	2 5 x 4.5"	
Armada ('04-On)	77.8mm 4	4 6 x 5.5"	
Axxess ('90-'95)	66mm 2	1 4 x 4.5"	
Cube ('09-On)	66mm 2	1 4 x 4.5"	
Frontier ('98-'04)	100mm 6	4 6 x 5.5"	
Frontier ('05-On)	66mm 2	4 6 x 4.5"	
GT-R ('09-On)	66mm 2	2 5 x 4.5"	
Hard Body ('86-'97)	100mm 6	4 6 x 5.5"	
Juke ('11-On)	66mm 2	2 5 x 4.5"	
Leaf ('11-On)	66mm 2	2 5 x 4.5"	
Maxima (To-'88)	66mm 2	1 4 x 4.5"	
Maxima ('89-On)	66mm 2	2 5 x 4.5"	
Murano ('03-On)	66mm 2	2 5 x 4.5"	
NV200 ('13-On)	66mm 2	1 5 x 4.5"	
NV1500 ('12-On)	4.77" 9	1 8 x 6.5"	
NV2500 HD ('12-On)	4.77" 9	1 8 x 6.5"	
NV3500 HD ('12-On)	4.77" 9	1 8 x 6.5"	
NX-1600 ('92-'94)	59mm 1	1 4 x 100	
NX-2000 ('92-'94)	59mm 1	1 4 x 100	
Pulsar ('87-'05)	59mm 1	1 4 x 100	
Pathfinder ('86-'04)	100mm 6	4 6 x 5.5"	
Pathfinder ('05-'12)	66mm 2	4 6 x 4.5"	
Pathfinder ('13-On)	66mm 2	2 5 x 4.5"	
Quest ('99-On)	66mm 2	2 5 x 4.5"	
Rogue ('08-On)	66mm 2	2 5 x 4.5"	
Sentra ('87-'99)	59mm 1	1 4 x 100	
Sentra ('00-'12)	66mm 2	1 4 x 4.5"	
Sentra ('13-On)	66mm 2	2 5 x 4.5"	



				
424	<b>NISSAN Continued</b>	<b>ø Bore / Collet #</b>	<b>Plate # / PCD</b>	
425	Skyline ('89-'94)	66mm 2	2 5 x 4.5"	
426	Stanza ('70-'92)	66mm 2	2 5 x 4.5"	
427	Titan ('04-On)	77.8mm 4	4 6 x 5.5"	
428	Versa ('07-'12)	66mm 2	1 4 x 4.5"	
429	Versa ('13-On)	59mm 1	1 4 x 100	
430	Xtrail ('04-'06)	66mm 2	2 5 x 4.5"	
431	Xterra ('00-'04)	100mm 6	4 6 x 5.5"	
432	Xterra ('05-On)	66mm 2	4 6 x 4.5"	
433	<b>OLDSMOBILE</b>	<b>ø Bore / Collet #</b>	<b>Plate # / PCD</b>	
434	98 FWD ('85-'96)	Cone -	3 5 x 115	
435	Achieva ('92-'98)	57mm 1	3 5 x 100	
436	Alero ('99-'04)	70.2mm 3	3 5 x 115	
437	Aurora ('95-'03)	70.2mm 3	3 5 x 115	
438	Bravada ('91-'01)	70.2mm 3	3 5 x 4.75"	
439	Bravada ('02-'04)	78mm 4	4 6 x 127	
440	Cutlass Calais ('85-'91)	Cone -	3 5 x 100	
441	88 FWD ('86-'03)	Cone -	3 5 x 115	
442	Firenza ('82-'88)	Cone -	3 5 x 100	
443	Intrigue ('98-'03)	70.2mm 3	3 5 x 115	
444	Regency ('97-'99)	70.2mm 3	3 5 x 115	
445	Silhouette ('90-'04)	70.2mm 3	3 5 x 115	
446	<b>PLYMOUTH</b>	<b>ø Bore / Collet #</b>	<b>Plate # / PCD</b>	
447	Acclaim ('89-'95)	Cone -	3 5 x 100	
448	Breeze ('96-'00)	57mm 1	3 5 x 100	
449	Caravelle ('83-'88)	Cone -	3 5 x 100	
450	Colt ('83-'94)	67mm 2	1 4 x 4.5"	
451	Gran Fury ('82-'89)	Cone -	3 5 x 100	
452	Horizon ('78-'90)	Cone -	1 4 x 100	
453	Lazer ('90-'94)	67mm 2	2 5 x 4.5"	
454	Neon 4 Lug ('95-'01)	57mm 1	1 4 x 100	
455	Neon 5 Lug ('95-'01)	57mm 1	3 5 x 100	
456	Prowler ('97-'01)	71.5mm 3	2 5 x 4.5"	
457	Reliant ('86-'89)	Cone -	3 5 x 100	
458	Sundance ('87-'94)	57mm 1	3 5 x 100	
459	Voyager SWB ('84-'95)	Cone -	3 5 x 100	
460	Voyager LWB ('92-'95)	Cone -	2 5 x 4.5"	
461	Voyager 4-Cyl. ('96-'00)	57mm 1	3 5 x 100	
462	Voyager V6 ('96-'00)	71.5mm 3	2 5 x 4.5"	
463	<b>PONTIAC</b>	<b>ø Bore / Collet #</b>	<b>Plate # / PCD</b>	
464	2000 ('82-'93)	Cone -	3 5 x 100	
465	6000 ('82-'91)	70.2mm 3	3 5 x 115	
466	Aztec ('01-'05)	70.2mm 3	3 5 x 115	
467	Bonneville ('87-'05)	70.2mm 3	3 5 x 115	
468	Firebird ('70-'92)	Cone -	3 5 x 4.75"	
469	Firebird ('93-'02)	Cone -	3 5 x 4.75"	
470	G3 Wave ('05-'09)	56.5mm 1	1 4 x 100	



				
	<b>PONTIAC Continued</b>	<b>ø Bore / Collet #</b>	<b>Plate # / PCD</b>	
	G5 15" Wheel ('07-'09)	56.5mm 1	1 4 x 100	
	G5 ('07-'09)	65mm 2	2 5 x 110	
	G6 ('05-'09)	65mm 2	2 5 x 110	
	G8 ('08-'09)	67mm 2	2 5 x 120	
	Grand Am ('85-'96)	Cone -	3 5 x 100	
	Grand Am ('97-'05)	70.2mm 3	3 5 x 115	
	Grand Prix ('88-'08)	70.2mm 3	3 5 x 115	
	GTO ('04-'06)	70.2mm 3	3 5 x 4.75"	
	LeMans ('88-'93)	Cone -	1 4 x 100	
	Montana ('99-'06)	70.2mm 3	3 5 x 115	
	Montana ('07-'08)	70.2mm 3	4 6 x 115	
	Solstice ('06-'09)	65mm 2	2 5 x 110	
	Sunbird ('82-'94)	Cone -	3 5 x 100	
	Sunfire ('95-'05)	57mm 1	3 5 x 100	
	Trans Am ('93-'02)	Cone -	3 5 x 4.75"	
	Torrent ('06-'09)	70.2mm 3	3 5 x 115	
	TranSport ('90-'98)	70.2mm 3	3 5 x 115	
	Vibe ('02-'09)	54mm 1	3 5 x 100	
	<b>PORSCHE</b>	<b>ø Bore / Collet #</b>	<b>Plate # / PCD</b>	
	911 ('73-On)	71.5mm 3	3 5 x 130	
	911 Turbo ('10-On)	84mm 4	N/A CenterNut	
	911 GT2 RS ('10-On)	84mm 4	N/A CenterNut	
	911 GT3 ('73-'09)	71.5mm 3	3 5 x 130	
	911 GT3 ('10-On)	84mm 4	N/A CenterNut	
	911 GT3 RS ('10-On)	84mm 4	N/A CenterNut	
	924 ('76-'88)	57mm 1	1 4 x 108	
	928 ('77-'95)	71.5mm 3	3 5 x 130	
	Boxster ('96-On)	71.5mm 3	3 5 x 130	
	Cayenne ('02-On)	71.5mm 3	3 5 x 130	
	Cayman ('05-On)	71.5mm 3	3 5 x 130	
	Macan ('15-On)	66.5mm 2	3 5 x 112	
	Panamera ('09-On)	71.5mm 3	3 5 x 130	
	<b>RAM</b>	<b>ø Bore / Collet #</b>	<b>Plate # / PCD</b>	
	1500 ('11-On)	77.8mm 4	3 5 x 5.5"	
	2500 ('11-On)	4.77" 9	1 8 x 6.5"	
	2500 Dual ('11-On)	4.77" 9	1 8 x 6.5"	
	3500 ('11-On)	4.77" 9	1 8 x 6.5"	
	3500 Dual ('11-On)	4.77" 9	1 8 x 6.5"	
	CIV Tradesman ('12-On)	71.5mm 3	2 5 x 127	
	Dakota ('11)	77.8mm 4	3 5 x 5.5"	
	ProMaster 1500 ('14-On)	78mm 4	3 5 x 130	
	ProMaster 2500 ('14-On)	78mm 4	3 5 x 130	
	ProMaster 3500 ('14-On)	78mm 4	3 5 x 130	
	<b>RENAULT</b>	<b>ø Bore / Collet #</b>	<b>Plate # / PCD</b>	
	All Models	Cone -	1 4 x 100	

				
471	<b>ROLLS-ROYCE</b>	<b>ø Bore / Collet #</b>	<b>Plate # / PCD</b>	
472	Corniche ('00-'02)	72.5mm 3	2 5 x 120	
473	Ghost ('10-'On)	72.5mm 3	2 5 x 120	
474	Phantom ('03-'On)	72.5mm 3	2 5 x 120	
475	Silver Seraph ('98-'02)	72.5mm 3	2 5 x 120	
476	Wraith ('14-'On)	72.5mm 3	2 5 x 120	
477	<b>SAAB</b>	<b>ø Bore / Collet #</b>	<b>Plate # / PCD</b>	
478	9.2 ('04-'06)	56mm 1	3 5 x 100	
479	9.3 ('99-'11)	65mm 2	2 5 x 110	
480	9.4X ('11-'12)	67mm 2	4 6 x 120	
481	9.5 ('99-'09)	65mm 2	2 5 x 110	
482	9.5 ('10-'11)	67mm 2	2 5 x 120	
483	9.7X ('05-'09)	78mm 4	4 6 x 127	
484	900 ('88-'93)	65mm 2	1 4 x 108	
485	900 ('94-'98)	65mm 2	2 5 x 110	
486	9000 ('85-'98)	65mm 2	1 4 x 108	
487	<b>SATURN</b>	<b>ø Bore / Collet #</b>	<b>Plate # / PCD</b>	
488	Astra ('08-'09)	65mm 2	2 5 x 110	
489	Aura ('07-'09)	65mm 2	2 5 x 110	
490	Ion ('03-'07)	57mm 1	1 4 x 100	
491	Ion Redline ('05-'07)	65mm 2	2 5 x 110	
492	L ('02-'05)	65mm 2	2 5 x 110	
493	LS ('00-'01)	65mm 2	2 5 x 110	
494	LW ('00-'03)	65mm 2	2 5 x 110	
495	Outlook ('07-'09)	74.5mm 3b	4 6 x 132	
496	Relay ('05-'07)	70.2mm 3	4 6 x 115	
497	SC ('91-'02)	57mm 1	1 4 x 100	
498	Sky ('07-'09)	65mm 2	2 5 x 110	
499	SL ('91-'02)	57mm 1	1 4 x 100	
500	SW ('93-'01)	57mm 1	1 4 x 100	
501	Vue ('03-'09)	70.2mm 3	3 5 x 115	
502	<b>SCION</b>	<b>ø Bore / Collet #</b>	<b>Plate # / PCD</b>	
503	FR-S ('12-'On)	54mm 1	3 5 x 100	
504	iQ ('11-'On)	54mm 1	1 4 x 100	
505	tC ('05-'10)	54mm 1	3 5 x 100	
506	tC ('11-'On)	60mm 1	2 5 x 4.5"	
507	xA ('04-'06)	54mm 1	1 4 x 100	
508	xB ('04-'07)	54mm 1	1 4 x 100	
509	xB ('08-'On)	60mm 1	2 5 x 4.5"	
510	xD ('08-'On)	54mm 1	3 5 x 100	
511	<b>SMART</b>	<b>ø Bore / Collet #</b>	<b>Plate # / PCD</b>	
512	Fortwo ('04-'15)	57mm 1	N/A 3 x 112	
513	Fortwo ('16-'On)	60mm 1	1 4 x 100	
514	Forfour ('16-'On)	60mm 1	1 4 x 100	
515	<b>SUBARU</b>	<b>ø Bore / Collet #</b>	<b>Plate # / PCD</b>	
516	Baja ('03-'05)	56mm 1	3 5 x 100	
517	BRZ ('13-'On)	56mm 1	3 5 x 100	

			
<b>SUBARU</b> <i>Continued</i>	<b>ø Bore / Collet #</b>	<b>Plate # / PCD</b>	
Forester ('98-'On)	56mm 1	3 5 x 100	
Impreza ('93-'On)	56mm 1	3 5 x 100	
Impreza WRX ('02-'On)	56mm 1	3 5 x 100	
Impreza WRX STI ('04)	56mm 1	3 5 x 100	
Impreza WRX STI ('05-'10)	56mm 1	2 5 x 4.5"	
Justy ('84-'94)	56mm 1	1 4 x 100	
Legacy ('94-'On)	56mm 1	3 5 x 100	
Outback ('94-'On)	56mm 1	3 5 x 100	
SVX ('92-'97)	56mm 1	2 5 x 4.5"	
Tribeca B9 ('05-'On)	56mm 1	2 5 x 4.5"	
XT6 ('85-'91)	56mm 1	3 5 x 100	
XV Crosstrek ('13-'On)	56mm 1	3 5 x 100	
<b>SUZUKI</b>	<b>ø Bore / Collet #</b>	<b>Plate # / PCD</b>	
Aerio ('02-'07)	54mm 1	1 4 x 100	
Equator ('09-'12)	66mm 2	4 6 x 4.5"	
Esteem ('99-'03)	56.5mm 1	1 4 x 100	
Forenza ('04-'07)	56.5mm 1	1 4 x 4.5"	
Grand Vitara ('99-'05)	108mm 7	3 5 x 5.5"	
Grand Vitara ('06-'12)	60mm 1	2 5 x 4.5"	
Kizashi ('10-'13)	60mm 1	2 5 x 4.5"	
Reno ('05-'08)	56.5mm 1	1 4 x 4.5"	
Samurai ('86-'95)	108mm 7	3 5 x 5.5"	
Sidekick ('89-'98)	108mm 7	3 5 x 5.5"	
Swift ('94-'03)	60mm 1	1 4 x 4.5"	
SX4 ('06-'12)	60mm 1	2 5 x 4.5"	
Verona ('04-'06)	56.5mm 1	1 4 x 4.5"	
Vitara ('99-'04)	108mm 7	3 5 x 5.5"	
X90 ('96-'98)	108mm 7	3 5 x 5.5"	
XL7 ('01-'06)	108mm 7	3 5 x 5.5"	
XL7 ('07-'09)	70.2mm 3	3 5 x 115	
<b>TESLA</b>			
Model S ('13-'On)	64mm 2	2 5 x 120	
Roadster ('08-'12)	65mm 2	2 5 x 110	
<b>TOYOTA</b>	<b>ø Bore / Collet #</b>	<b>Plate # / PCD</b>	
4Runner ('84-'94)	60mm 1	4 6 x 5.5"	
4Runner ('95-'On)	106mm 7	4 6 x 5.5"	
Avalon ('95-'On)	60mm 1	2 5 x 4.5"	
Camry (To-'91)	54mm 1	3 5 x 100	
Camry ('92-'On)	60mm 1	2 5 x 4.5"	
Camry Solara ('99-'08)	60mm 1	2 5 x 4.5"	
Celica ('86-'91)	54mm 1	1 4 x 100	
Celica ('92-'06)	54mm 1	3 5 x 100	
Corolla ('85-'01)	54mm 1	1 4 x 100	
Corolla ('02-'On)	54mm 1	3 5 x 100	
Cressida ('89-'92)	60mm 1	2 5 x 4.5"	



					
		ø Bore / Collet #		Plate # / PCD	
518	<b>TOYOTA Continued</b>				
519	Echo ('00-'05)	54mm	1	1	4 x 100
520	FJ Cruiser ('07-On)	106mm	7	4	6 x 5.5"
521	Highlander ('02-On)	60mm	1	2	5 x 4.5"
522	Land Cruiser (To-'97)	106mm	7	4	6 x 5.5"
523	Land Cruiser ('98-On)	110mm	7	2	5 x 150
524	Matrix ('02-'09)	54mm	1	3	5 x 100
525	Matrix ('10-On)	60mm	1	2	5 x 4.5"
526	MR2 ('91-'95)	60mm	1	2	5 x 4.5"
527	MR2 Spyder ('00-'04)	54mm	1	1	4 x 100
528	Paseo ('95-'03)	54mm	1	1	4 x 100
529	Pick-up 2WD ('70-'94)	Cone	-	2	5 x 4.5"
530	Pick-up 4WD ('87-'94)	106mm	7	4	6 x 5.5"
531	Previa ('91-'97)	60mm	1	2	5 x 4.5"
532	Prius ('01-'04)	54mm	1	1	4 x 100
533	Prius ('05-On)	54mm	1	3	5 x 100
534	Prius c ('12-On)	54mm	1	1	4 x 100
535	Prius v ('12-On)	60mm	1	2	5 x 4.5"
536	RAV4 ('96-On)	60mm	1	2	5 x 4.5"
537	Sequoia ('01-'07)	106mm	7	4	6 x 5.5"
538	Sequoia ('08-On)	110mm	7	2	5 x 150
539	Sienna ('98-On)	60mm	1	2	5 x 4.5"
540	Supra ('86-'02)	60mm	1	2	5 x 4.5"
541	T-100 ('95-'98)	106mm	7	4	6 x 5.5"
542	Tercel ('81-'99)	54mm	1	1	4 x 100
543	Tacoma 2WD ('95-On)	67mm	2	2	5 x 4.5"
544	Tacoma 4WD ('95-On)	106mm	7	4	6 x 5.5"
545	Tacoma PreRunner ('95-'03)	106mm	7	4	6 x 5.5"
546	Tundra ('00-'06)	108mm	7	4	6 x 5.5"
547	Tundra ('07-On)	110mm	7	2	5 x 150
548	Venza ('09-On)	60mm	1	2	5 x 4.5"
549	Yaris ('07-On)	54mm	1	1	4 x 100
550	<b>VOLKSWAGEN</b>	ø Bore / Collet #		Plate # / PCD	
551	Beetle ('98-'10)	57mm	1	3	5 x 100
552	Beetle ('11-On)	57mm	1	3	5 x 112
553	Bus	57mm	1	3	5 x 112
554	Cabrio ('95-'03)	57mm	1	1	4 x 100
555	CC Passat ('09-On)	57mm	1	3	5 x 112
556	Corrado 4 Lug ('90-'95)	57mm	1	1	4 x 100
557	Corrado SLC 5 Lug ('90-'95)	57mm	1	3	5 x 100
558	Eos ('07-On)	57mm	1	3	5 x 112
559	Eurovan ('92-'03)	57mm	1	3	5 x 112
560	Fox ('87-'93)	57mm	1	1	4 x 100
561	Golf / GTI II & III ('85-'92)	57mm	1	1	4 x 100
562	Golf / GTI III VR6 ('93-'99)	57mm	1	3	5 x 100
563	Golf / GTI IV ('99-'05)	57mm	1	3	5 x 100
564	Golf / GTI V ('06-On)	57mm	1	3	5 x 112

						
		ø Bore / Collet #		Plate # / PCD		
	<b>VOLKSWAGEN Continued</b>					
	Golf R ('12-On)	57mm	1	3	5 x 112	
	Jetta I, II & III ('95-'99)	57mm	1	1	4 x 100	
	Jetta III VR6 ('93-'99)	57mm	1	3	5 x 100	
	Jetta IV ('99-'05)	57mm	1	3	5 x 100	
	Jetta V ('06-On)	57mm	1	3	5 x 112	
	Passat 4 Cyl. ('90-'97)	57mm	1	1	4 x 100	
	Passat 6 Cyl. ('92-'97)	57mm	1	3	5 x 100	
	Passat ('98-On)	57mm	1	3	5 x 112	
	Phaeton ('04-'07)	57mm	1	3	5 x 112	
	Quantum ('84-'89)	Cone	-	1	4 x 100	
	Rabbit ('06-'09)	57mm	1	3	5 x 112	
	Routan ('09-'12)	71.5mm	3	2	5 x 127	
	Scirocco (To-'89)	57mm	1	1	4 x 100	
	Vanagon ('81-'91)	Cone	-	3	5 x 112	
	Tiguan ('09-On)	57mm	1	3	5 x 112	
	Touareg ('04-On)	71.5mm	3	3	5 x 130	
	<b>VOLVO</b>	ø Bore / Collet #		Plate # / PCD		
	200 Series ('89-'93)	65mm	2	3	5 x 108	
	700 Series ('84-'92)	65mm	2	3	5 x 108	
	850 (To-'93)	65mm	2	1	4 x 108	
	850 ('94-'98)	65mm	2	3	5 x 108	
	900 Series ('91-'97)	65mm	2	3	5 x 108	
	C30 ('08-On)	63.3mm	2	3	5 x 108	
	C70 ('98-'03)	65mm	2	3	5 x 108	
	C70 ('06-On)	63.3mm	2	3	5 x 108	
	S40 ('00-'04)	67mm	2	1	4 x 4.5"	
	S40 ('05-'11)	63.3mm	2	3	5 x 108	
	S60 ('01-'10)	65mm	2	3	5 x 108	
	S60 ('11-On)	63.3mm	2	3	5 x 108	
	S70 ('98-'05)	65mm	2	3	5 x 108	
	S80 ('99-'06)	65mm	2	3	5 x 108	
	S80 ('07-On)	63.3mm	2	3	5 x 108	
	S90 ('97-'98)	65mm	2	3	5 x 108	
	V40 ('00-'03)	67mm	2	1	4 x 4.5"	
	V50 ('05-'11)	63.3mm	2	3	5 x 108	
	V60 ('15-On)	63.3mm	2	3	5 x 108	
	V70 ('98-'07)	65mm	2	3	5 x 108	
	V90 ('97-'99)	65mm	2	3	5 x 108	
	XC60 ('09-On)	63.3mm	2	3	5 x 108	
	XC70 ('05-On)	65mm	2	3	5 x 108	
	XC90 ('03-On)	67mm	2	3	5 x 108	
	<b>All Wheel Balancing Tools Are Made In North Carolina, USA.</b>					
	Vehicles sold after 1987 are included, along with some older collector's cars.					
	<b>Copyright Vibration Solutions. All Rights Reserved.</b>					
	This material may not be published, rewritten or redistributed.					
	This chart is a guide only. Not liable for errors or consequential damage.					

## Optional Tools for Light-Commercial & Motorhome Wheels



**Bering** LD15 - **Chevrolet** Avalanche, C/K2500, C/K3500, G30, GE/GS2500, GE/GS3500, P2500, P3500, Express G2500, Express G3500, Silverado 1500, Silverado 2500, Silverado 3500, Suburban K1500, Suburban K2500, W-series - **Dodge** B300, B350, D200, D250, D300, D350, RAM 2500, RAM 3500, RAM 4500, RAM 5500, RAM Van B250, RAM Van B2500, RAM Van B350, RAM Van B3500, Sprinter - **Ford** E150, E250, E350, E450, E550, Excursion, F250, F350, F450, F550, F-SuperDuty, LCF, Motorhome Chassis, Transit - **Freightliner** Sprinter, GMC C2500, C3500, Savana 2500, Savana 3500, Sierra 2500, Sierra 3500, Suburban, Yukon - **Hino** 6-lug wheels - **Hummer** H1, H2 - **Isuzu** 6-lug wheels - **Mercedes** Sprinter - **Mitsubishi Fuso** 6-lug wheels - **Nissan** NV1500, NV2500, NV3500 - **Sterling** Bullet - **UD Trucks** 6-lug Wheels



# THE MOST VALUED PRODUCTIVITY SOLUTIONS IN THE WORLD



Hofmann is committed to product innovation and improvement. Therefore, specifications listed in this brochure may change without notice. ©2015 Snap-on Incorporated. Hofmann is a trademark of Snap-on Equipment GmbH. All right reserved. All other marks are marks of their respective holders

06/15 SS3122B

## Hofmann USA

309 Exchange Avenue  
Conway, AR 72032  
800.251.4500  
Int: 501.505.2662  
[www.hofmann-usa.com](http://www.hofmann-usa.com)

## Hofmann Canada

6500 Millcreek Dr  
Mississauga ON L5N 2W6  
800.362.4608  
[www.hofmann.ca](http://www.hofmann.ca)

# HOFMANN®

