


TIRE CHANGING SYSTEMS




# HIGH PERFORMANCE, LASER PROFILING AUTOMATIC TIRE CHANGER.

Innovative design. Safe, consistent operation.

INTRODUCING THE **ATC 1000** TIRE CHANGING  
SYSTEM

**JohnBean**

# THE ATC 1000 AUTOMATIC TIRE FULL SERVICE. HIGH PERFO



# E CHANGER. ORMANCE.

## ATC 1000 AUTOMATIC TIRE CHANGING SYSTEM.

The ATC 1000 is an automatic tire changing system that measures tire diameter using laser technology. It precisely profiles the wheel and positions the tire for hydraulically-driven dual bead breaking. Precise motor controls remove the tire from the wheel.

## ATC 1000 KEY FEATURES

### DO NO HARM™

- Precise tool control avoids damage to expensive alloy wheels. Protecting your revenue and ensuring customer satisfaction.

### INTEGRATED BEAD PUSHER

- Integrated bead pusher assists in the mount/demount process of the upper bead

### CENTER-POST HYDRAULIC CLAMPING

- Center post wheel clamping provides easy and precise wheel mounting and prevents rim edge contact with the mount/demount tool

### INTEGRATED BEAD BREAKER

- Servo driven upper and lower bead breakers are automatically positioned

### SMART VISION™ WHEEL AND TIRE LASER PROFILING

- Automatic laser measurement of the wheel edge
- Assures precise tool positioning to speed tire removal and installation reducing the opportunity for damage.

### INTELLIGENT WHEEL LIFT


- Reduces risk of wheel damage
- Reduces technician fatigue and the opportunity for injury



*Integrated Bead Pusher*



*Center-post Hydraulic Clamping*



*Integrated Bead Breaker*



*Smart Vision Wheel and Tire Profiling*



*Intelligent Wheel Lift*

# STANDARD ACCESSORIES

## LIGHT-TRUCK WHEEL MOUNTING KIT

### MAGIC BEAD PUSHER

Assists with mounting and demounting of stiff/low-profile tires

### RIM PROTECTOR

Eliminates the opportunity for rim edge damage

### REVERSE-MOUNT AND CLAD WHEEL ADAPTER

Allows for reverse-mount and prevents damage to clad wheels

### OPTIONAL JOHN BEAN® GLOVES (JBGLOVE500)

- Available in Adult XXL, XL, L, M and S sizes



## EQUIPMENT SPECIFICATIONS

- Part Number: EEWH536B
- Wheel Diameter: 12" - 30" (25 - 76cm)
- Max Wheel Width: 17" (43cm)
- Max Tire Diameter: 47" (119cm)
- Max Sidewall Height: 8.4" 21.336cm)
- Dimensions (D x W x H): 51" x 73" x 89" (130 x 185 x 226cm)
- Shipping Weight: 2050 lbs (930kg)
- Compressed Air Supply: 110 - 170 psi
- Power Requirements: 230V 1Ph 60Hz

For more information regarding the **ATC 1000**  
call **800.362.4618 (US)** or **800.362.4608 (Canada)**  
**www.johnbean.com / www.johnbean.ca**

John Bean is committed to product innovation and improvement. Therefore, specifications listed in this sell sheet may change without notice. ©2016 Snap-on Incorporated. John Bean is a trademark, registered in the United States and other countries, of Snap-on Incorporated. All rights reserved. All other marks are marks of their respective holders.

01/16 SS3148L

# JohnBean