



*Precision Balancing & Durability*

**VPI System IV**

Wheel Balancer

**JohnBean™**

## Loaded With Advanced Features

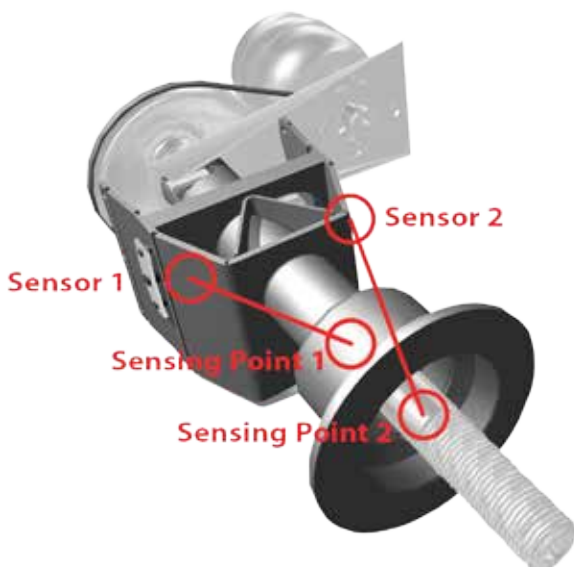
The VPI System IV offers the industry's best technology as well as several key productivity features, including a Quick-Nut or Power Clamp configuration, semi-automatic calculation of wheel distance, diameter and width, and a flat screen LCD color monitor.

**The VPI System IV Wheel Balancer will enable your shop to:**

- Save time
- Reduce comebacks
- Handle a wide range of high-performance/aftermarket wheels
- Perform single-spin balances – every time
- **MAKE MORE MONEY!**



## VPI™ Technology - Ultimate Precision & Durability

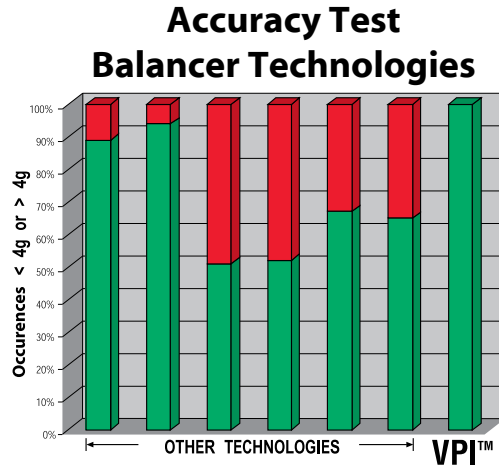


All John Bean balancers feature the industry's best balancing technology - Virtual Plane Imaging (VPI™). Because the wheel and tire assembly is placed between the sensors electronically, VPI™ technology provides unsurpassed measuring accuracy! This configuration physically locates the sensors outside the cabinet - away from internal temperature fluctuations and other stresses.

**As a result, VPI Balancers offer the ultimate in precision and repeatability.**

# Virtual Plane Imaging™ - Proven Technology

During independent research, only the VPI Balancer scored a perfect 100/100 for balancing accuracy!



Accuracy Comparisons Using ISO 2953 Standard. Accurate Within 4g Residual Imbalance

## Productivity-Enhancing Features

### Semi-Automatic Parameter Entry

- Use the inner auto-assist data input arm to quickly & accurately capture wheel distance and diameter, & also to place tape weights behind spokes or on the inside edge of the wheel
- Capture wheel width with the outer auto-assist data input arm




Inner Auto-Assist Data Input Arm Measures Wheel Distance and Diameter



Outer Auto-Assist Data Input Arm Measures Wheel Width



Inner Auto-Assist Data Input Arm also places tape weights behind spokes or on inner edge of wheel



### Power Clamp

- Automatically locks the wheel and tire assembly in place at the appropriate pressure

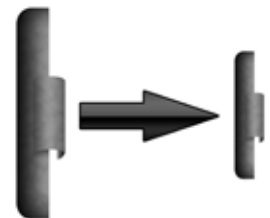
### LCD Monitor and GUI

- Easily navigate the most advanced measurements with our easy-to-use Graphic User Interface (GUI)
- Communicate results and suggested repairs to your customers



### Optional WeightMiser™ Software

- Helps reduce weights used while maintaining acceptable balance and ride quality. The operator has the option of using a smaller (less costly) weight with a touch of a button



### VPI FAMILY SPECIFICATIONS

	VPI System II EEWB503B	VPI System III EEWB502B EEWB502P	VPI System IV EEWB516B EEWB516P
Max. Wheel & Tire Assembly Weight	154 lbs.	154 lbs.	154 lbs.
Max. Wheel & Tire Assembly Diameter	44"	44"	44"
Max. Wheel & Tire Assembly Width	21"	21"	21"
Max. Wheel Diameter	30"	30"	30"
Shaft Diameter	40 mm	40 mm	40 mm
Data Entry	Auto-Assist Data Input Arm (Wheel Distance & Diameter) & Manual Entry (Wheel Width)	Auto-Assist Data Input Arms (Wheel Distance, Diameter, & Width)	Auto-Assist Data Input Arms (Wheel Distance, Diameter, & Width)
Power Clamp Configuration	No	Yes (EEWB502P)	Yes (EEWB516P)
Quick-Nut Configuration	Yes	Yes (EEWB502B)	Yes (EEWB516B)
Weight Storage Pockets	19	17	17
Display	Integrated 3-Window LED	Elevated 3-Window LED	Elevated Flat Screen Monitor
Measuring Speed	100 RPM	200 RPM	200 RPM
Balance Accuracy	0.035 oz.	0.035 oz.	0.035 oz.
Footprint	51" x 48"	60" x 49"	60" x 49"
Shipping Weight	325 lbs.	380 lbs.	385 lbs.
Power Requirements*	230V, 1Ph, 60Hz	230V, 1Ph, 60Hz	230V, 1Ph, 60Hz

\* Other Power Configurations Available

### VPI SYSTEM IV ACCESSORIES

#### Standard

EAC0058D07A	Large pressure cup
EAC0058D08A	Pressure disc
EAM0021D90A	Stub shaft (EEWB516B)
EAM0005D40A	Calibration weight
EAA0247G21A	Wheel width gauge
EAC0060G02A	Cover hook flange
EAM0006G01A	Storage Pegs
58839	Weight pliers
EAA0263G66A	Quick-Nut (EEWB516B)
EAM0005D54A	Plastic sleeve (EEWB516P)
EAA0283D53A	Power Clamp nut (EEWB516P)
EAC0058D15A	Soft Protective Ring (EEWB516P)

For more optional accessories, contact a Local Sales Representative or visit [www.snaponeequipment.com](http://www.snaponeequipment.com)

#### Optional

Because wheel designs are unique and ever-changing, standardized cone packages lack the flexibility to meet the mounting demands of today's wheels. Putting our customer's needs first, John Bean offers a selection of cone packages capable of servicing a wide range of wheel and tire assemblies.

To complete your wheel balancing package, choose from one of these cone kits:

#### 4 Cone Kit

EAK0221J60A (2.1" to 5.2")



#### 7 Cone Kit

EAK0221J31A (1.7" to 6.3")



Check out our accessory brochure for more productivity-enhancing accessories!

Snap-on Equipment / 309 Exchange Avenue / Conway, Arkansas 72032 U.S.A.  
Fax: 501-450-2085 / Toll Free: 1-800-362-4618 / International: 501-505-2739  
[www.SnaponEquipment.com](http://www.SnaponEquipment.com)

John Bean Canada / 6500 Millcreek Drive / Mississauga, Ontario L5N 2W6  
Customer Service: 1-800-362-4608 / Fax: 905-826-7800  
[www.johnbean.ca](http://www.johnbean.ca)

