

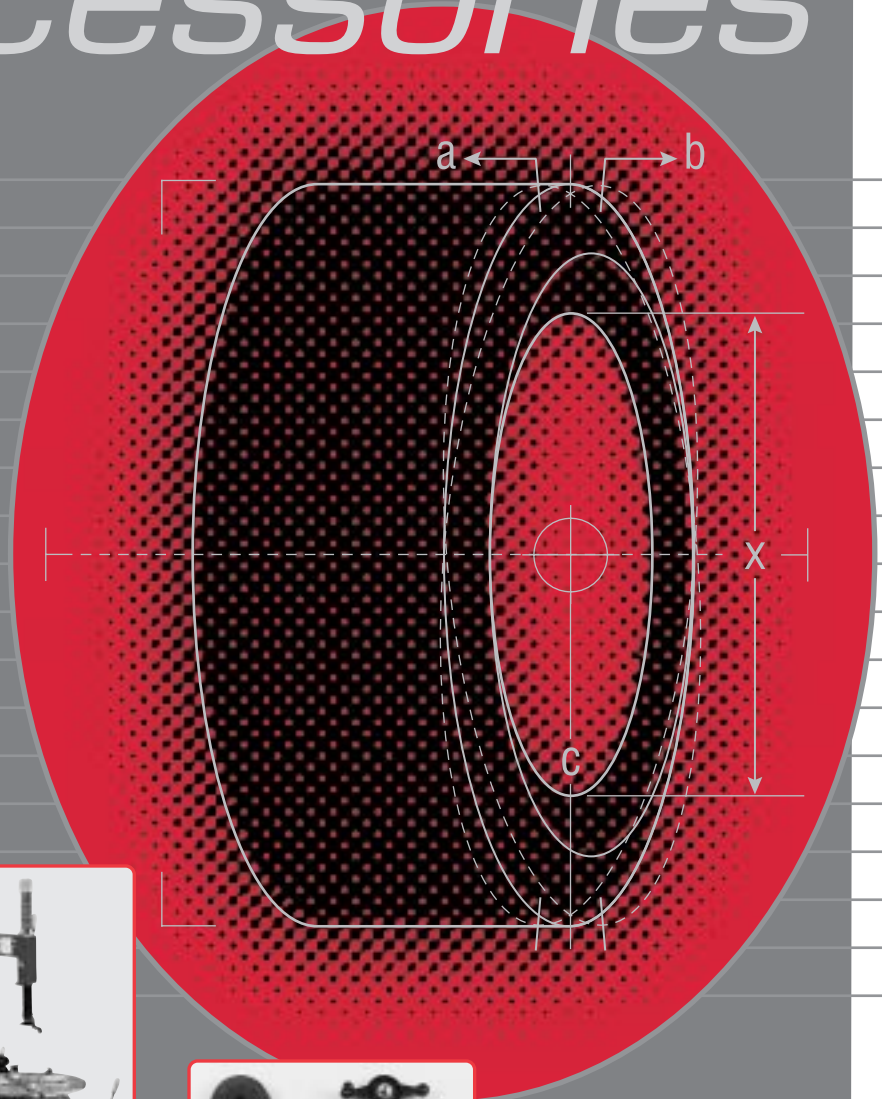


# Wheel Balancer & Tire Changer

**Snap-on**

*accessories*



"FOR REFERENCE ONLY"  
For Current Information see [www.equiserv.com/techsupport](http://www.equiserv.com/techsupport)

# table of contents

## Computer Wheel Balancers

	SECTION	PAGE
<b>Original equipment adapters (by model)</b> . . . . .	<b>1</b>	<b>3-6</b>
Car/light truck . . . . .	1.1	3-4
Motorcycle . . . . .	1.2	5
Aircraft . . . . .	1.3	5
Heavy truck . . . . .	1.4	6
<b>Optional adapters &amp; accessories</b> . . . . .	<b>2</b>	<b>6-14</b>
Car/light truck . . . . .	2.1	6-8
Cones & spacers . . . . .	2.1.1	6-7
Shafts . . . . .	2.1.2	7
Clamping hoods . . . . .	2.1.3	7
Universal adapters . . . . .	2.1.4	8
Miscellaneous . . . . .	2.1.5	9
Motorcycle . . . . .	2.2	10-11
Cones . . . . .	2.2.1	10
Kits & bushings . . . . .	2.2.2	10
Miscellaneous . . . . .	2.2.3	11
Aircraft . . . . .	2.3	12
Cones . . . . .	2.3.1	12
Miscellaneous . . . . .	2.3.2	12
Heavy truck . . . . .	2.4	13-14
Cones & spacers . . . . .	2.4.1	13
Budd wheel adapters . . . . .	2.4.2	14
Dayton wheel adapters . . . . .	2.4.3	14

## Tire Changers

<b>Original equipment adapters (by model)</b> . . . . .	<b>3</b>	<b>15</b>
Center post changer (EEWH301A) . . . . .	3.1	15
High Performance changers . . . . .	3.2	15
(EEWH302A, EEWH304A)		
Ultra High Performance changers . . . . .	3.3	15
(EEWH303A, EEWH305A)		
<b>Optional adapters &amp; accessories</b> . . . . .	<b>4</b>	<b>16-19</b>
Center post changer (EEWH301A) . . . . .	4.1	16
Hybrid center/Post Euro style (EEWH300A) . . . . .	4.2	17
High Performance changers . . . . .	4.3	18
(EEWH302A, EEWH303A, EEWH304A, EEWH305A)		


## Part Number Cross Reference

<b>Part numbers</b> . . . . .	<b>19</b>
-------------------------------	-----------

# Computer Wheel Balancers



## 1 Original Equipment Adapters (By Model)

### 1.1 Car/Light Truck



#### WB250A standard parts pack includes :

QTY	PART #	DESCRIPTION
A 1	WB1158-02	Rim width calipers measuring from 3" to 14" in width
B 1	WB1207-01	Backing collar extension
C 1	WB1131	Conical spring for back cone mounting
D 1	WB1090-04	Cone - Extra small (1.56" to 2.24")
E 1	WB1090-03	Cone - Small (2.05" to 2.73")
F 1	WB1090-02	Cone - Medium (2.42" to 3.1")
G 1	WB1090-01	Cone - Large (2.79" to 3.47")
H 1	WB1133-01	Cone - Lt. Truck (3.18" to 5.5")
I 1	WB1140-01	Clamping Hood, Large (4.5" to 6", 2.65" deep)
J 1	WB1140-02	Clamping Hood, Small (3.25" to 4.75", 2.65" deep)
K 1	WB2533-01	Soft cushion protector for 1140-01 clamping hood
L 1	WB2533-02	Soft cushion protector for 1140-02 clamping hood
M 1	WB1179-02	28.5mm threaded stub shaft
N 1	WB1329	Hand wind wing nut
O 1	WWPR13A	Weight plyers with nylon hammer head
P 1	WB2543	Caliper hook (not shown)
Q 1	WB1527-03	Tray-demo weight kit





#### WB250RAC standard parts pack includes:

QTY	PART #	DESCRIPTION
A 1	WB1158-02	Rim width calipers measuring from 3" to 14" in width
B 1	WB1207-01	Backing collar extension
C 1	WB1131	Conical spring for back cone mounting
D 1	WB1090-04	Cone - Extra small (1.56" to 2.24")
E 1	WB1090-03	Cone - Small (2.05" to 2.73")
F 1	WB1090-02	Cone - Medium (2.42" to 3.1")
G 1	WB1090-01	Cone - Large (2.79" to 3.47")
H 1	WB1133-01	Cone - Lt. Truck (3.18" to 5.5")
I 1	WB1140-01	Clamping Hood, Large (4.5" to 6", 2.65" deep)
J 1	WB1140-02	Clamping Hood, Small (3.25" to 4.75", 2.65" deep)
K 1	WB2533-01	Soft cushion protector for 1140-01 clamping hood
L 1	WB2533-02	Soft cushion protector for 1140-02 clamping hood
M 1	WB1179-02	28.5mm threaded stub shaft
N 1	WB1329	Hand wind wing nut
O 1	WB2543	Caliper hook (not shown)

# Computer Wheel Balancers

## 1 Original Equipment Adapters (By Model)

### 1.1 Car/Light Truck



#### WB260B standard parts pack includes :

QTY	PART #	DESCRIPTION
A 1	WB1158-02	Rim width calipers measuring from 3" to 14" in width
B 1	WB1207-01	Backing collar extension
C 1	WB1131	Conical spring for back cone mounting
D 1	WB1090-04	Cone - Extra small (1.56" to 2.24")
E 1	WB1090-03	Cone - Small (2.05" to 2.73")
F 1	WB1090-02	Cone - Medium (2.42" to 3.1")
G 1	WB1090-01	Cone - Large (2.79" to 3.47")
H 1	WB1133-01	Cone - Lt. Truck (3.18" to 5.5")
I 1	WB1140-01	Clamping Hood, Large (4.5" to 6", 2.65" deep)
J 1	WB1140-02	Clamping Hood, Small (3.25" to 4.75", 2.65" deep)
K 1	WB2533-01	Soft cushion protector for 1140-01 clamping hood
L 1	WB2533-02	Soft cushion protector for 1140-02 clamping hood
M 1	WB1179-02	28.5mm threaded stub shaft
N 1	WB1329	Hand wind wing nut
O 1	WWPR13A	Weight plyers with nylon hammer head
P 1	WB1527-03	Tray-demo weight kit
Q1	WB2543	Caliper hook (not shown)



#### EEWB300A standard parts pack includes :


QTY	PART #	DESCRIPTION
A 1	EAA0247G21A	Rim width calipers
B 1	EAA0247G31A	Cone - Small passenger (1.36" to 2.58")
C 1	EAA0247G32A	Cone - Medium passenger (2.16" to 3.18")
D 1	EAA0247G33A	Cone - Large passenger (2.96" to 3.98")
E 1	EAA0247G25A	Cone - Lt. Truck (3.24" to 5.58")
F 1	1-6368	Conical spring for 28mm shaft
G 1	EAA0247G35A	Clamping Hood
H 1	EAA0247G36A	Cushion for Clamping Hood
K 1	EAM0002G02A	Quick nut spacer
L 1	EAM0002G01A	Stub shaft - 28mm x 6.25"L x sq thread
M 1	EAM0002G03A	Quick nut for 28.5mm shaft
N 1	1-1015	Hex bolt, 3/8"-24 x 7 (holds flange on)
O 1	EAA0247G22A	Weight plyers
P 1	EAA0247G47A	Literature pack with operator's manual(not shown)



# Computer Wheel Balancers


## 1 Original Equipment Adapters (By Model)

### 1.2 Motorcycle



#### WBM250 standard parts pack includes:

QTY	PART #	DESCRIPTION
A 1	WBM2430-02	Rim width calipers measuring from 0" to 6" in width
B 1	WBM1412	Conical spring for back cone mounting
C 2	WBM1387	Cone for .55" Motorcycle shaft (.56" to 1.37")
D 1	WBM7609	Shaft locking nut
E 1	WBM7607	Hand wind wing nut - Motorcycle
F 1	WBM3609-01	Spacer - Motorcycle
G 1	WBM3607-01	Spring for back cone mounting - Motorcycle
H 1	WBM1388	Nut Ring - Motorcycle




#### WB250H\* standard parts pack includes:

QTY	PART #	DESCRIPTION
A 1	WBM8430-02	Rim width calipers measuring from 0" to 6" in width
B 1	WBM1412	Conical spring for back cone mounting
C 2	WBM1387	Cone - for .55" Motorcycle shaft (.56" to 1.37")
D 1	WBM7609	Shaft locking nut
E 1	WBM7607	Hand wind wing nut - Motorcycle
F 1	WBM3609-01	Spacer - Motorcycle
G 1	WBM3607-01	Spring for back cone mounting - Motorcycle
H 1	WBM1388	Nut Ring - Motorcycle
I 2	WBM2483	Cone - for .55" Motorcycle shaft (.1.75" to 2.49")

\* Same configuration is available for Model WBM250H220 (220V 50 Hz)

### 1.3 Aircraft




#### WB250AIR standard parts pack includes:

QTY	PART #	DESCRIPTION
A 1	WB1158-02	Rim width calipers measuring from 3" to 14" in width
B 1	WB1179-04	28.5mm threaded stub shaft
C 1	WB1329	Hand wind wing nut
D 1	WB1470	Spindle nut
E 1	WB1554-02	Air craft Backing collar support fixture
F 1	WB1525-01	Cone, small aircraft (1.3" to 3.2")
G 1	WB1525-02	Cone, small aircraft (1.3" to 3.2") rear male interface
H 1	WB1525-03	Cone, med aircraft (2.7" to 4.6") rear male interface
I 1	WB1525-04	Cone, med aircraft (2.7" to 4.6") female front interface
J 1	WB2543	Caliper hook

# Computer Wheel Balancers

## 1 Original Equipment Adapters (By Model)

### 1.4 Heavy truck



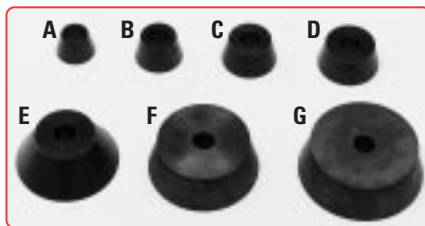
#### WB410 Standard parts includes:

QTY	PART #	DESCRIPTION
A 1	WB1158-02	Rim width calipers measuring from 3" to 14" in width
B 1	WB1179-04	28.5mm threaded stub shaft
C 1	WB1489	Backing Collar extension, 2.75" width, 7.5" OD
D 1	WB1329	Hand wind wing nut
E 1	WB1470	Spindle nut
F 1	WB1133-01	Cone - Lt.Truck (3.18" to 5.5")
G 1	WB1447-01	Cone - Truck medium (4.9" to 5.9")
H 1	WB1447-02	Cone - Truck large(5.6" to 6.6")


## 2 Optional Adapters & Accessories

### 2.1 Car & Light Truck Adapters

#### 2.1.1 Cones




	PART #	MIN DIMENSION	MAX DIMENSION
A	WB1090-04	1.56"	2.24"
B	WB1090-03	2.05"	2.73"
C	WB1090-02	2.42"	3.10"
D	WB1090-01	2.79"	3.47"
E	WB1133-01	3.18"	5.50"
F	WB1447-01	4.90"	5.90"
G	WB1447-02	5.60"	6.60"



#### WB1497 Passenger car cone set includes:

QTY	PART #	DESCRIPTION
A 1	WB1140-02	Clamping Hood , Small (3.25" to 4.75", 2.65" width)
B 1	WB1131	Conical spring for back cone mounting
C 1	WB1090-02	Cone - Medium (2.42" to 3.1")
D 1	WB1090-01	Cone - Large (2.79" to 3.47")
E 1	WB1090-02	Cone - Truck Medium (4.5" to 5.9")



#### WB1497-01 Passenger car cone set includes:

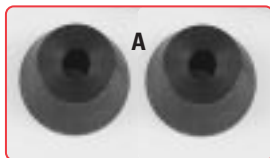
QTY	PART #	DESCRIPTION
A 1	WB1140-02	Clamping Hood , Small (3.25" to 4.75", 2.65" width)
B 1	WB1140-01	Clamping Hood , Large (4.5" to 6", 2.65" width)
C 1	WB1131	Conical spring for back cone mounting
D 1	WB1090-03	Cone - Small (2.05" to 2.73")
E 1	WB1090-02	Cone - Medium (2.42" to 3.1")
F 1	WB1090-01	Cone - Large (2.79" to 3.47")
G 1	WB2533-01	Large Cushion
H 1	WB2533-02	Small Cushion

# Computer Wheel Balancers

## 1 Optional Adapters & Accessories

### 2.1 Car & Light Truck Adapters

#### 2.1.1 Cones



**WB2483-2 Honda passenger cone set includes:**

QTY		PART #	DESCRIPTION
A	2	WB2483	Cones for .55" Motorcycle shaft (1.75" x 2.49")



#### **WB1207-01 Flange Extension**


Attaches to the balancers backing plate allowing for front cone mounting of large center opening wheels. Also adjusts for radical offset of dual truck wheels.



#### **WB1207-02 Flange Extension**

Spacer ring (2" thick) which attaches to the balancers backing plate with two studs and knurled nuts effectively moving the wheel out on the shaft and allowing for front cone mounting of wheels with larger center holes.


#### 2.1.2 Shafts



Available passenger/light truck shafts include :

A	<b>WB1179-02</b>	Stub shaft 28.5mm OD threaded stub shaft
B	<b>WB1179-03</b>	Stub shaft 28.5mm OD threaded stub shaft

#### 2.1.3 Clamping Hoods



#### **A WB1140-01 Large Clamping Hood**

Plastic clamping hood designed to interface between the shaft wing nut and the wheel. Clamping hood is 4.5" to 6.0" and is 2.65" deep. Will accommodate the WB2533-01 soft cushion protector.

#### **B WB1140-02 Small Clamping Hood**

Plastic clamping hood designed to interface between the shaft wing nut and the wheel. Clamping hood is 3.25" to 4.75" and is 2.65" deep. Will accommodate the WB2533-02 soft cushion protector.



#### **A WB2533-01 Large Cushion**

Fits WB1140-01 contact lip to resist scratches on clear coated and painted wheels.

#### **B WB2533-02 Small Cushion**

Fits WB1140-02 contact lip to resist scratches on clear coated and painted wheels.

# Computer Wheel Balancers

## 2 Optional Adapters & Accessories


### 2.1 Car & Light Truck Adapters

#### 2.1.4 Universal Adapters



##### WB1230 Universal Lug Adapter

Provides for lug centric balancing of wheels with 3, 4, 5, 6, 8 or 10 stud holes and bolt patterns between 3" and 8.25". Bolt wheel to adapter, then bolt adapter to balancer using the provided studs and nuts.



##### WB1499 Metric Bolt Plate

Plate is designed with interchangeable clip in studs to provide for lugcentric balancing of metric bolt pattern wheels from the front. Covers the following bolt patterns:

# OF STUDS	BOLT PATTERN SIZE IN MILLIMETERS
3	98, 155, 120, 130, 150, 160
4	98, 100, 101, 108, 140, 160
5	108, 160



##### EAA0247G24A Universal Lug Adapter

Provides for lug centric balancing with the EEWB300A motorized balancer.



##### EAM0002G04A Spacer

1" spacer to be used with the EEAA0247G25A Light Truck Cone when front cone mounting wheels on the EEWB300A motorized balancer.



# Computer Wheel Balancers

## 2 Optional Adapters & Accessories

### 2.1 Car & Light Truck Adapters

#### 2.1.5 Miscellaneous



**WB1158-02 Rim Width Calipers**

Measures rim widths from 3" to 14".



**WWPR13A Weight Hammer**

Designed to remove, apply and modify standard wheel weights. Equipped with a nylon hammer head to eliminate the possibility of accidental rim damage.



**WB2543 Caliper Hook**

Provides for hanging the rim width caliper on the side of any WB250A or WB260B balancer model.



**WB1131 Conical Spring**

Inserted on the balancer shaft between flange extension and cone provides back pressure for correct cone mounting.




**WB1329 Hand Wind Wing Nut**

Tightens the wheel onto the balancer shaft and provides ergonomic handles for spinning the wheel once tightened.



**EAA0247G23A Wheel Guard Assembly**

For use with EEWB300A motorized balancer. Splash wheel guard offers added protection from water and road dirt.



**EAK0220G20A Basic Motorcycle Kit\***

For use with EEWB300A motorized balancer. Includes quick motorcycle adapter for static and dynamic balancing of spoke and solid wheels, plus 2 shaft kits for centering wheels with 10-12 mm center holes and 18-20 mm center holes.

*\* With installation of this kit, all the motorcycle adapters in section 2.2 may be used with the EEWB300A Wheel Balancer.*



**EAA0247G24A Universal Lug Adapter**

Provides for lug centric balancing with the EEWB300A motorized balancer.



**EAM0002G04A Spacer**

1" spacer to be used with the EEAA0247G25A Light Truck Cone when front cone mounting wheels on the EEWB300A motorized balancer.



**EEWB400A Wheel Weight Caddy**

Roll around weight caddy features four individual tiers with six weight sections per tier, providing storage capability for 24 different weight denominations.

# Computer Wheel Balancers

## 2 Optional Adapters & Accessories

### 2.2 Motorcycle Adapters

#### 2.2.1 Cones



PART #	MIN DIMENSION	MAX DIMENSION
WBM1387	.56"	1.37"



PART #	MIN DIMENSION	MAX DIMENSION
WBM2483	1.75"	2.49"

#### 2.2.2 Motorcycle kits & bushings



##### WBM1515 Spindle Kit - 12mm

Motorcycle spindle 14mm with a useable length of 8.5". Hub nut included.



##### WBM1481-01 Bushing set - 15mm

Two 15mm bushings (1.25" in length) designed to insert in either side of the motorcycle axle opening to accurately center the wheel.



##### WBM1486-02 Bushing set - 17mm

Two 17mm bushings (1.25" in length) designed to insert in either side of the motorcycle axle opening to accurately center the wheel.




##### WBM1486-03 Bushing set - 19mm

Two 19mm bushings (1.25" in length) designed to insert in either side of the motorcycle axle opening to accurately center the wheel.



##### WBM1486-04 Bushing set - 20mm

Two 20mm bushings (1.25" in length) designed to insert in either side of the motorcycle axle opening to accurately center the wheel.



**WBM1419A Motorcycle Adapter Kit for use with WB250A or WB260B balancer models includes:**

QTY	PART #	DESCRIPTION
1	WB1400-01	Motorcycle shaft with 10.5" useable length
1	WB3607-01	Motorcycle spring
1		Spindle nut
2	WB1387	Motorcycle cones (.56" to 1.37")
2		Foam spacer discs (1" x 8.75")
1		Laminated foam spacer discs (1" x 8.75")

# Computer Wheel Balancers

## 2 Optional Adapters & Accessories

### 2.2 Motorcycle Adapters

#### 2.2.3 Miscellaneous



**WBM2430-02 Rim Width Calipers**

Measures rim widths from 3" to 14".



**WBM1412 Spring**

Conical spring for use with 14mm motorcycle shaft



**WBM7609 Shaft Locking Nut**

Shaft end nut for 14mm motorcycle shaft



**WBM7607 Motorcycle Hand Wind Wing Nut**

Hand wind wing nut for 14mm motorcycle shaft



**WBM3609-01 Motorcycle Spacer**

Plastic spacer (1.5" length) for use with 14mm Motorcycle shaft




**WBM3607-01 Spring**

Conical spring for use with 14mm motorcycle shaft



**WBM1388 Motorcycle Nut**

Knurled nut designed for use with 14mm motorcycle shaft



**Motorcycle shafts**

WBM1400-01 14mm diameter motorcycle shaft with a useable length of 10.5"


WBM1400-02 14mm diameter motorcycle shaft with a useable length of 12"

# Computer Wheel Balancers

## 2 Optional Adapters & Accessories

### 2.3 Aircraft Adapters

#### 2.3.1 Cones



	PART #	MIN DIMENSION	MAX DIMENSION	FRONT (Male) REAR (Female)
A	WB1525-01	1.3"	3.2"	-
B	WB1525-02	1.3"	3.2"	Front
C	WB1525-03	2.7"	4.6"	Front
D	WB1525-04	2.7"	4.6"	Rear
E	WB1525-05	4.1"	5.9"	Front
F	WB1525-06	4.1"	5.9"	Rear
G	WB1525-07	5.4"	7.4"	Front
H	WB1525-08	5.4"	7.4"	Rear



	PART #	MIN DIMENSION	MAX DIMENSION	FRONT (Male) REAR (Female)
	WB1525-09	2.72"	3.61"	Front
	WB1525-09R	2.72"	3.35"	Rear



#### WB1983 Aircraft Cone Set - Large

Consists of one (1) 1525-05 rear cone and one (1) 1525-06 front cone both of which are 4.1" to 5.9"



#### WB1984 Aircraft Cone Set - Extra Large

Consists of one (1) 1525-07 rear cone and one (1) 1525-08 front cone both of which are 5.4" to 7.4"

#### 2.3.2 Miscellaneous



#### WB1179-04 Aircraft Stub shaft

4" threaded stub shaft for installation on balancer bearing shaft



#### WB1470 Spindle Nut

Hand wind wing nut for use on all 28.5mm shafts



#### WB1554-02 Aircraft Backing Collar


Attaches to the balancers bearing tube providing the surface required for aircraft wheel balancing.

# Computer Wheel Balancers

## 2 Optional Adapters & Accessories

### 2.4 Heavy truck Adapters

#### 2.4.1 Cones



	PART #	MIN DIMENSION	MAX DIMENSION
A	WB1133-01	3.18"	5.5"
B	WB1447-01	4.9"	5.9"
C	WB1447-02	5.6"	6.6"



##### WB1207-02 Flange Extension

Spacer ring (2" thick) which attaches to the balancers backing plate with two studs and knurled nuts effectively moving the wheel out on the shaft and allowing for front cone mounting of wheels with larger center holes.



##### WB1489 Ring Assembly

Spacer ring (2.75" thick) which attaches to the balancers backing plate with two studs and knurled nuts effectively moving the wheel out on the shaft and allowing for front cone mounting of wheels with larger center holes.

#### 2.4.2 Budd wheel adapters



##### WB1465-01 Bolt Plate Assembly

Two sided bolt plate assembly providing for lugcentric balancing of Budd style wheels. Front side features five studs on a 285mm(11.25") bolt circle with the back side featuring 4 studs on a 275 mm (10 13/16") bolt circle. Combined, these two bolt patterns cover 80+ percentage of all Budd wheels in North America.



##### WB1465-02 Bolt Plate Assembly

One sided bolt plate assembly providing for lugcentric balancing of Budd style wheels. Features five studs on a 335 mm (13 3/16") bolt circle.



##### WB1465-03 Bolt Plate Assembly

Two sided bolt plate assembly providing for lugcentric balancing of Budd style wheels. Front side features five studs (for 10 bolt wheels) on a 222.25 mm (8.75") bolt circle with the back side featuring 3 studs (for 6 bolt wheels) on the same 222.25mm bolt circle.



##### WB1465-04 Bolt Plate Assembly

One sided bolt plate assembly providing for lug-centric balancing of Budd style wheels. Features four studs on a 285 mm (11.25") bolt circle.

Part#	Plate Side	Studs on Plate	Bolt Pattern mm	Bolt pattern inches	Most common usage
WB1465-01	Front	5	285	11.250	Covers 80+ % of the 10 bolt U.S. Budd wheel applications
WB1465-01	Back	4	275	10.8125	Covers most 8 bolt European Budd wheel applications
WB1465-02	Front	5	335	13.1875	Off road, logging, cranes, Euro busses, U.S. busses, Mercedes trucks
WB1465-03	Front	5	222.25	8.750	City busses, GM trucks
WB1465-03	Back	3	222.25	8.750	City busses, GM trucks
WB1465-04	Front	4	285	11.250	Japanese trucks



# Computer Wheel Balancers

## 2 Optional Adapters & Accessories

### 2.4 Heavy Truck Adapters

#### 2.4.3 Dayton Wheel Adapters

---



##### **WB1496-01 Dayton Rim Adapter**

Balances Dayton style (aka Trilex) rims with 22" or 24.5" diameters. Simulates the trucks axle assembly in centering the rim on the balancer. Covers 30-50% of all Dayton.



##### **WB1496-02 Dayton Rim Adapter**



Balances Dayton style (aka Trilex) rims with 20" or 22.5" diameters. Simulates the trucks axle assembly in centering the rim on the balancer. Covers 50-70% of all Dayton.

# Tire Changers

3

## Original Equipment Adapters (By Models)

### 3.1 Center Post Tire Changer (EEWH301A)





EEWH301A standard parts pack includes :

QTY PART# DESCRIPTION

A 1	EAA0247C78A	Combination tire tool
B 1	EAM0002C50A	Center Post Extension
C 1	EAM0002C51A	Positioning pin extension
D 1	EAA0247C74A	Lube applicator
E 1	EAA0247C73A	Lube bottle
F 1	66181	Plastic clip on protector, removal end
G 1	66182	Plastic clip on protector, mounting end

### 3.2 High Performance Tire Changer (EEWH302A & 304A)

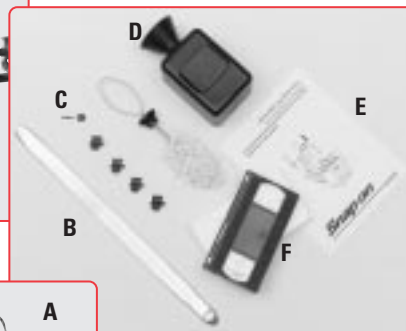



EEWH302A and EEW304A standard parts pack include:

QTY PART# DESCRIPTION

A 1	EAA0247G02A	Tire Mounting bar
B 4	EAA0247G01A	Mount demount head inserts with optional metal roller
C 1	EAA0247G05A	Lubrication Storage bottle
D 1	EAA0247G11A	Bead Depressor clamp (not shown)
E 1	SS1836	Operator's Manual
F 1	SS1859VHS	Instructional Video


### 3.3 Ultra High Performance Tire Changer (EEWH303A & 305A)



Standard parts pack for the EEW303A and EEW305A includes :

QTY PART# DESCRIPTION

A 1	EAA0247G13	Pneumatic Bead Assist device
B 1	EAA0247G02A	Tire Mounting bar
C 1	EAA0247G01A	Mount demount head inserts with optional metal roller
D 1	EAA0247G05A	Lubrication Storage bottle
E 1	SS1836	Operator's Manual
F 1	SS1859VHS	Instructional Video



# Tire Changers

## 4 Optional Adapters & Accessories

### 4.1 Center Post Changer (EEWH301A)



**EAA0247C73A Lube Bottle**

Lube bottle to hold tire bead lube for proper installation and removal of tires from wheels. Will fit other brands of tire changers.



**EAM0002C50A Center Post Extension**

Used to extend the center post height on Model 7600 to allow the operator to service wheels up to 19" wide.



**EAM0002C51A Positioning Pin Extension**

Extends the height of the positioning pin of the tire changer to lock deep offset wheels securely to the tire changer.



**EAA0247C75A Air Gauge**

Provides the operator an accurate reading of the tire inflation pressure while inflating a tire.



**EAA0247C78A Combination Tool**

Used to mount and demount tires from wheels using the center post shaft to turn the tool.



**EAM0002C52A Hold Down Cone**

Used to center and secure the wheel to the tire changer for safe and easy operation. Cone measures 2" x 6.5".



**EAA0247C74A Lube Applicator**

For use with the EAA0247C73A lube bottle. Used to apply tire lube to the bead area of the tire.



**EAM0002C53A Upper Bead Breaker Column Extension**

Mounts on top of the existing upper bead breaking column to provide additional shoe clearance for wheels up to 19" in width.



**EAA0247C79A Nylon Tool Protectors**

Set of 10 nylon boot protectors for the combination tool. Protects tires and wheels during mounting and demounting. Will fit most popular brand combination tools.



**EAM0002C60A Tire Spreader**

Passenger tire spreader easily mounts on most tire changer center posts. Tire repair and inspection is facilitated by pulling the tire beads apart.



**EAA0247C70A Bead Holding Clamp**

Safely holds the upper bead down while in final stage of installing tire. Helps prevent injury to the operator by keeping fingers away from bead seating area. Quickly snaps on or off. Can be used on types and brands of tire changers.



**EAM000C54A Lower Shoe Extension**

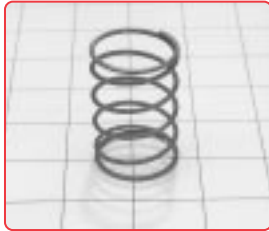
Extends the travel distance of the lower bead breaking shoe for small diameter or deep drop center wheels to properly loose the bead

# Tire Changers

4


## Optional Adapters & Accessories

### 4.2 Hybrid Center post/Euro Style (EEWH300A)



#### EAA0247C76A Spring

Used to keep the centering cone properly seated in the center hole of the wheel.




#### EAM0002C55A Protective Hold Down Hood

Designed to safely tighten the wheel to the tire changer without causing single point contact damage problems. Outside dimension of hood is 9.5"



#### EAM0002C56A Hold Down Cone

Cone from 2" to 6.5" used to center wheels on tire changer.



#### EAM0002C59A Combination Tire Tool

Used for removing beads when dismounting tires.



#### EAM0002C57A Custom Wheel Centering Cone

Cone measures 1.875" x 3.625".



#### EAM0002C58A Small Centering Cone

Optional centering cone for tire changer measures 1.875" x 3.125".



#### EAA0247C71A Small Mag Cushion

Inflatable mag cushion eliminates damage to alloy wheels that can occur at the center of a cast or high hubbed wheel. Inflated to 60 psi the mag cushion spreads in excess of 2000 lbs. of wheel holding force exactly over the wheel surface eliminating the potential for single point contact damage.



#### EAA0247C72A Nylon Insert

For mount/demount head on tire changer. Reduces potential to scratch rims when changing extremely stiff sidewall tire. (also available in packs of 10)



#### EAA0247C77A Centerless Hole Wheel Adapter

Allows wheels without center holes to be safely secured to the tire changer during the mount/demount cycle. Additionally the EAA0247C77A allows for the safe handling of chrome or alloy wheels which must be flipped upside down for changing (radical off set wheels like the Cadillac Eldorado), eliminating the risk of wheel damage during the changing process.

# Tire Changers

## 4 Optional Adapters & Accessories

### 4.3 High Performance Adapters



**EAA0247G07A Motorcycle Adapters (4 required)**

Easily installs over top of existing turntable clamps providing for safe clamping of virtually all motorcycle rims.



**EAA0247G08A 8" Wheel Adapters (4 required)**

Easily installs over top of existing turntable clamps providing for safe clamping of trailer and implement rims down to 8" diameter.



**EAA0247G03A Jaw Plastic Protectors (4 required)**

Snaps over top of existing turntable clamps preventing any metal contact with the rim during the clamping procedure.



**EAA0247C70A Bead Holding Clamp**

Clips onto rim to assist in preventing the bead from prematurely seating during the



remount cycle.  
**EAA0247G02A Tire Mounting Bar**

Vanadium plated steel bar designed to pry the tire beads up onto the mount/demount head (standard on



all Euro-style models).  
**EAA0247G20A Plastic Mount/Demount Head**

For use with the optional EAA0247G19A Quick Tool Exchange Kit. Replaces standard formed steel head with a plastic mount/demount head eliminating any possibility of metal touching the top of the rim during the changing




process.  
**EAA0247G15A Replacement Mount Demount Head Inserts**

Pack of ten (10) mount/demount head inserts. When installed in the Mount/Demount head inserts prevent any possibility of the formed steel mount/demount head from impacting the rim



during the changing process.  
**EAA0247G05A Lubrication Storage Bottle**

Storage reservoir for tire lubricant. Attaches to side



of tire changer tower.

**EAA0247G13A Pneumatic Mounting Assistance Unit**

Right side mounted vertical Pneumatic cylinder which has three integrated tools providing ergonomic Pneumatic power for difficult tire changing procedures.

Integrated tools include:

Upper Bead Roller - Useful in driving the second bead onto the rim in the remount cycle as well as for depressing the upper bead in the lubrication process prior to dismounting a tire.

Pneumatic Bead Depressor - Depresses the bead down into the drop center and follows the tire around during the changing process. Ideal for runflat and high speed rated tires.

Lower Bead Roller - Assists the technician in lifting extremely wide tires while working to dismount the second bead. Also useful in re-breaking stubborn lower beads which may have reseated after the original breaking process.



# Part Number Cross Reference

## Computer Wheel Balancers

PART #	PAGE	PART #	PAGE	PART #	PAGE
WB1090-01	3,6	WB1470	5,6,12	WBM2483-2	7
WB1090-02	3, 6	WB1486-01	10	WB2533-01	4,7
WB1090-03	3, 6	WBM1486-02	10	WB2533-02	4,7
WB1090-04	3, 6	WBM1486-03	10	WB2543	3,4,9
WB1131	3,4,6,9	WBM1486-04	10	WWPR13A	3,9
WB1133-01	3,6	WBM1486-05	10	WBM3609-01	5,11
WB1140-01	3,6,7	WB1489	6,13	WBM3607-01	5,11
WB1140-02	3,6,7	WB1496-01	14	WBM7609	5,11
WB1158-02	3,4,5,6	WB1496-02	14	WBM7607	5,11
WB1179-02	3,4,7	WBM1497	6	WBM8430-02	5
WB1179-03	7	WBM1497-01	6	EAA0247G21A	4
WB1179-04	5,6	WB1499	8	EAA0247G22A	4
WB1207-01	3,7	WB1515	10	EAA0247G23A	4
WB1207-02	13	WB1525-01	5,12	EAA0247G24A	4
WB1230	8	WB1525-02	5,12	EAA0247G25A	4
WB1329	3,4,5,6	WB1525-03	5,12	EAA0247G31A	4
WBM1387	5,10	WB1525-04	5,12	EAA0247G32A	4
WBM1388	5,11	WB1525-05	12	EAA0247G33A	4
WBM1400-01	7,10,11	WB1525-06	12	EAA0247G35A	4
WBM1400-02	7,11	WB1525-07	12	EAA0247G36A	4
WBM1412	5,11	WB1525-08	12	EAA0247G51A	4
WB1447-01	6,13	WB1525-DC9F	12	1-6368	4
WB1447-02	6,13	WB1525-DC9R	12	1-1015	4
WB1465-01	13	WB1527-03	3,4	EAM0002G01A	4
WB1465-02	13	WB1983	12	EAM0002G02A	4
WB1465-03	13	WB1984	12	EAM0002G03A	4
WB1465-04	13	WBM2483	7	EAK00220G20A	4
WBM1419A	10	WBM2430-2	11	EAA0247G21	4
				EEWB400A	9

## Tire Changers

PART #	PAGE	PART #	PAGE	PART #	PAGE
EAA0247G02	15,18	EAA0247C73A	16	EAM0002C56A	17
EAA0247G01A	15,18	EAM0002C50A	16	EAM0002C57A	17
EAA0247G05	15,18	EAM0002C51A	16	EAM0002C58A	17
EAA0247G11A	15	EAA0247C75A	16	EAA0247C72A	17
EAA0247G13A	19	EAA0247C78A	16	EAM0002C59A	17
EAA0247G07A	18	EAM0002C52A	16	EAA0247C71A	17
EAA0247G08A	18	EAA0247C74A	16	EAA0247C77A	17
EAA0247G03A	18	EAM0002C53A	16		
EAA0247G20A	18	EAA0247C79A	16		
EAA0247G15A	18	EAM0002C60A	16		
EAA0247G05A	18	EAA0247C70A	16,18		
EAA0247G13A	18,15	EAM0002C54A	16		
SS1836	15	EAA0247C76A	17		
SS1859VHS	15	EAM0002C55A	17		

*To order from this catalog, call your local  
Snap-on Representative*

**U.S. Regional  
Customer Service  
Centers**

**BOSTON**

**800-879-3322**

**PHILADELPHIA**

**800-926-5544**

**DALLAS**

**800-756-3344**

**MILWAUKEE**

**800-759-8877**

**KANSAS CITY**

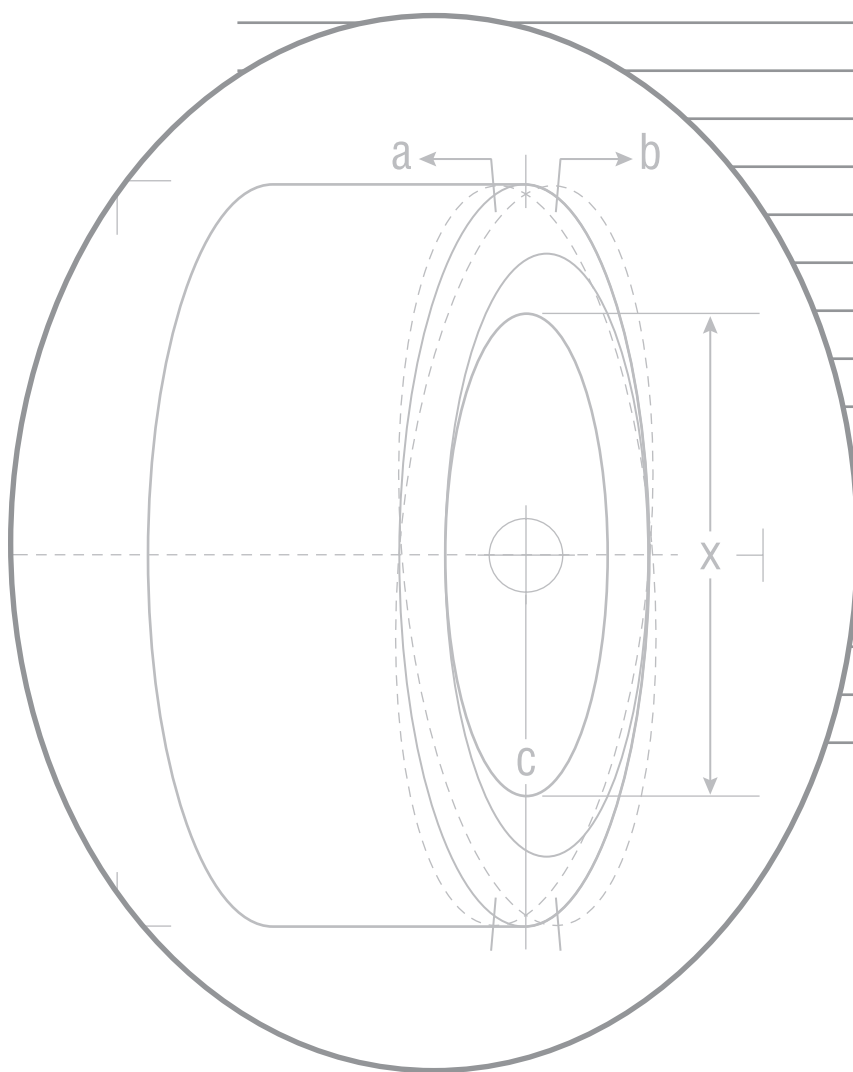
**800-947-7788**

**SAN DIEGO**

**800-766-4455**

**ATLANTA**

**800-947-6655**



***Snap-on***