



Utilizing advanced imaging technology, the Hofmann® geoliner® 630 provides accurate, real-time measurements - reducing setup and measurement times while generating serious productivity benefits. Matched with our latest software, the geoliner® 630 wheel aligner will have your technicians getting readings in a matter of minutes.

**UNCOMPROMISED
QUALITY,
ACCURACY, AND
DURABILITY**

**AT AN AFFORDABLE
PRICE**



Snap-on Incorporated

Who We Are

OUR MISSION

The most valued productivity solutions in the world

BELIEFS

We deeply believe in:

- Non-negotiable Product and Workplace Safety
- Uncompromising Quality
- Passionate Customer Care
- Fearless Innovation
- Rapid Continuous Improvement

VALUES

Our behaviors define our success:

- We demonstrate Integrity.
- We tell the Truth.
- We respect the Individual.
- We promote Teamwork.
- We Listen.

VISION

To be acknowledged as the:

- Brands of Choice
- Employer of Choice
- Franchisor of Choice
- Business Partner of Choice
- Investment of Choice

WHAT WE MAKE

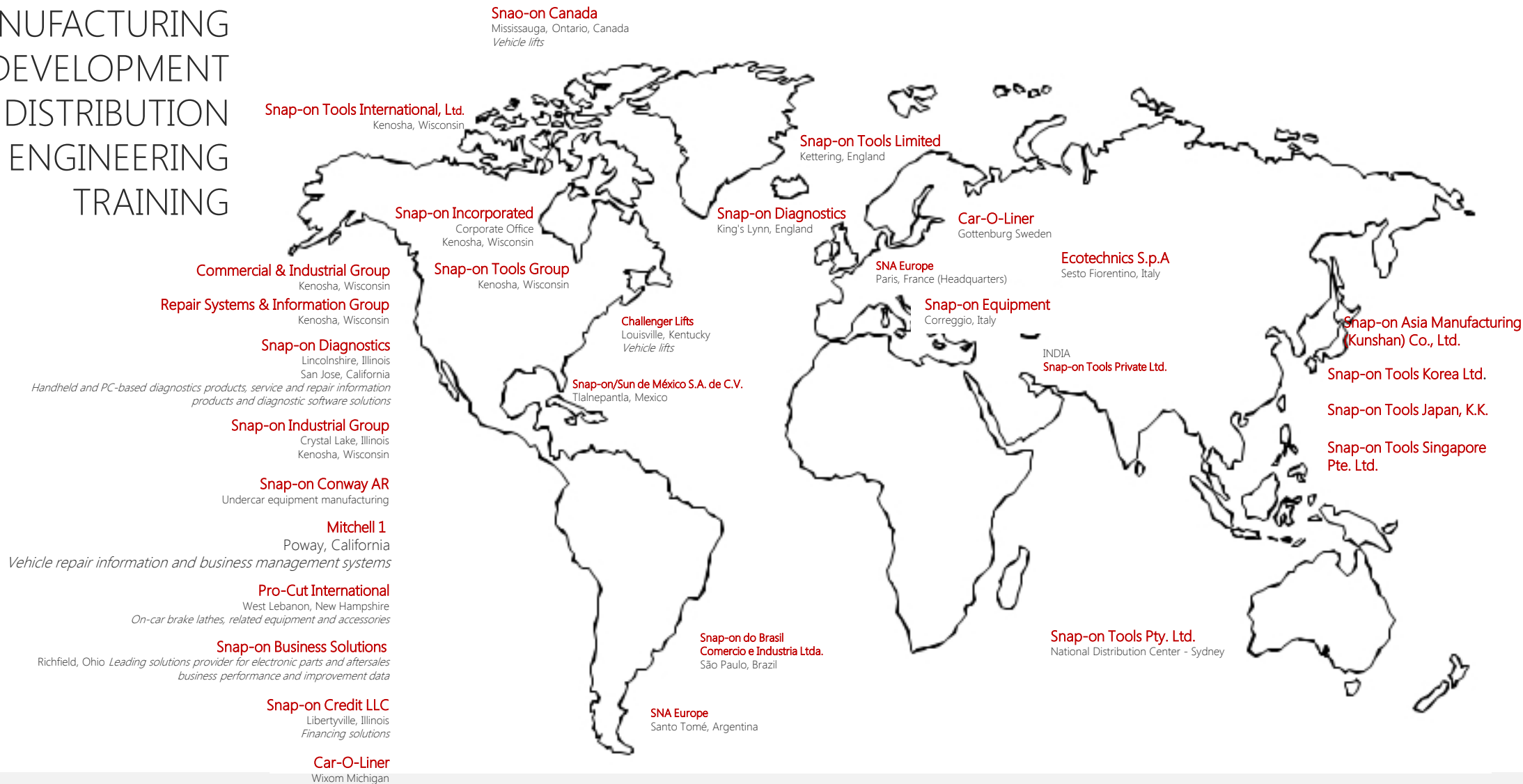
Products and services include:

- HAND AND POWER TOOLS
- TOOL STORAGE
- DIAGNOSTICS SOFTWARE
- INFORMATION AND MANAGEMENT SYSTEMS
- SHOP EQUIPMENT

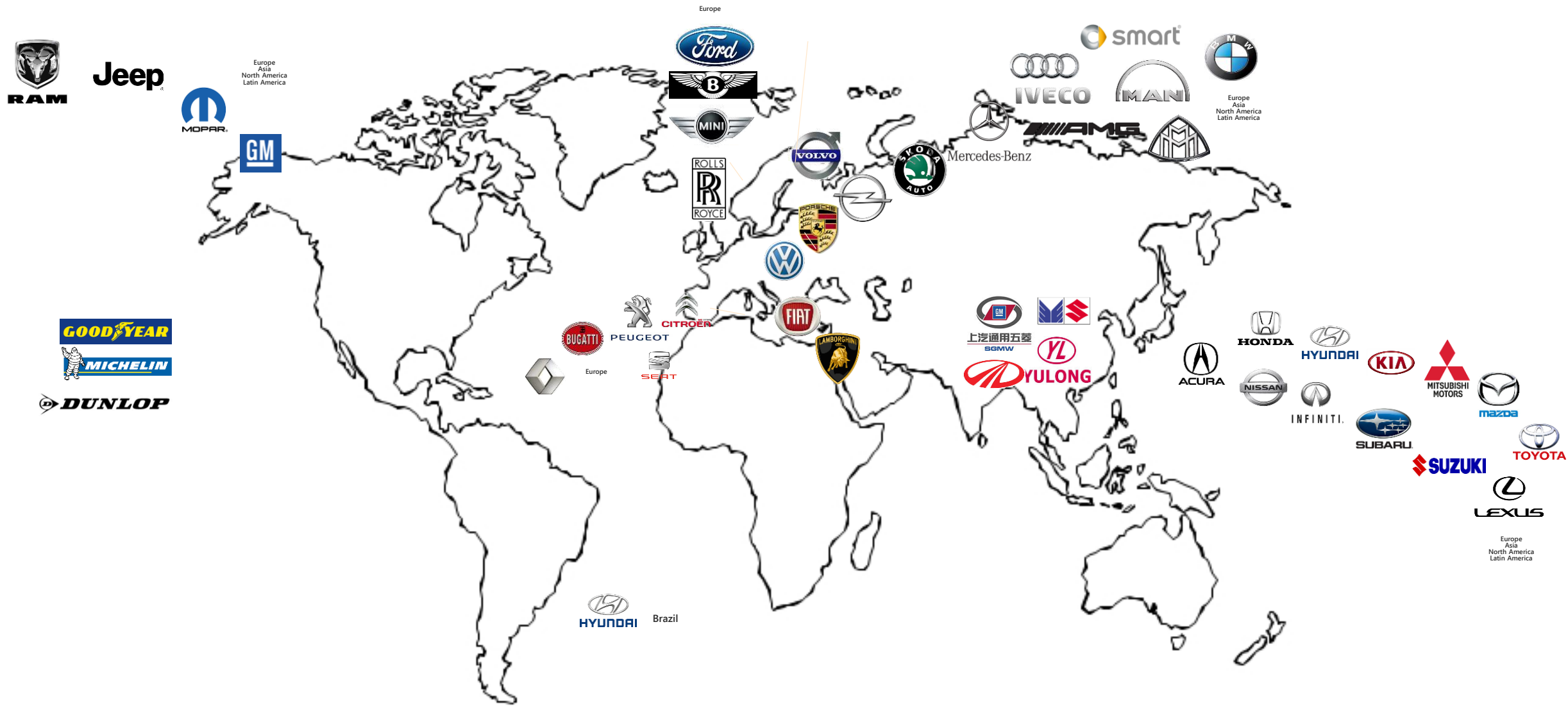


OUR WORLDWIDE FOOTPRINT

PRODUCT MANUFACTURING
PRODUCT DEVELOPMENT
DISTRIBUTION
ENGINEERING
TRAINING



OUR PARTNERS WORLDWIDE



OEM partners worldwide.
North and Latin America may include Asian and European partners as well

A grayscale background image of a workshop. In the foreground, a large Snap-on tool chest with multiple drawers is visible. In the background, there's a sign that says "CERTIFICATION CENTER" and a chalkboard with the phrase "Quality means Doing it right".

SNAP-ON IS THE LARGEST AUTOMOTIVE EQUIPMENT MANUFACTURER IN THE WORLD

WE HELP MORE PEOPLE DAILY, WITH CRITICAL TASK SOLUTIONS WORLDWIDE,
THAN ANY OTHER AUTOMOTIVE SERVICE EQUIPMENT COMPANY

WHO IS HOFMANN ?

HOFMANN is a division of Snap-on Incorporated, a leading global innovator, manufacturer and marketer of:

- IMAGING WHEEL ALIGNMENT EQUIPMENT
- WHEEL BALANCERS
- TIRE CHANGERS
- ALIGNMENT RACKS

for professional users performing critical tasks

WHERE SECOND BEST IS NOT AN OPTION

- ▶ **1931**
The company Gebrüder Hofmann OHG is founded by Dyonis and Roman Hofmann in Darmstadt/Germany.
- ▶ **1934**
The first balancers for industrial applications are launched into the market. A subsidiary is founded in the United Kingdom.
- ▶ **1949**
The first mechanical balancer is developed for garages and work shops.
- ▶ **1961**
The ER2 wheel balancer is introduced and manufactured until 1978. Even today those balancers can be found in workshops, fully operational.
- ▶ **1969**
Start of automotive lift production.
- ▶ **1971**
The geodyna series of wheel balancers are launched into the market. The name consists of geo for geometric wheel data and dyna for dynamic measurement in two planes. Geometric wheel data entry is patented for Hofmann wheel balancers worldwide.
- ▶ **1980**
Wheel aligners are introduced to complete the garage equipment range.
- ▶ **1987**
The launch of the geodyna 88 sees the introduction of the patented optimization mode on wheel balancers. This mode allows optimization of the tire position relative to the rim.
- ▶ **1997**
Hofmann becomes part of the Snap-on Corporation, the world's largest tools and equipment company.
- ▶ **1998**
The patented Virtual Plane Measurement technique (VPM) is introduced for all wheel balancers. This technique ensures the most accurate balance results and is insensitive to ambient conditions.
- ▶ **2004**
The geodyna optima, the first fully automatic wheel balancer with diagnostic capability, is launched at the Frankfurt Automechanika show.
- ▶ **2011**
Hofmann celebrates 80 years of quality, expertise and innovation.



SNAP-ON EQUIPMENT

A NEW STANDARD IN AUTOMOTIVE EQUIPMENT SERVICE

Snap-on Equipment has over 300 factory-trained service technicians nationwide with an average of 17 years of experience, representing the industry's largest repair & maintenance organization.

When you need installation, training or service, we'll have the right tools, genuine OEM replacement parts and the knowledge to satisfy your needs.

Your business is servicing automobiles. Keeping your equipment running smoothly and profitably is ours.



Highly skilled technicians equipped with the right tools and latest technology will ensure that repairs are done right, every time.



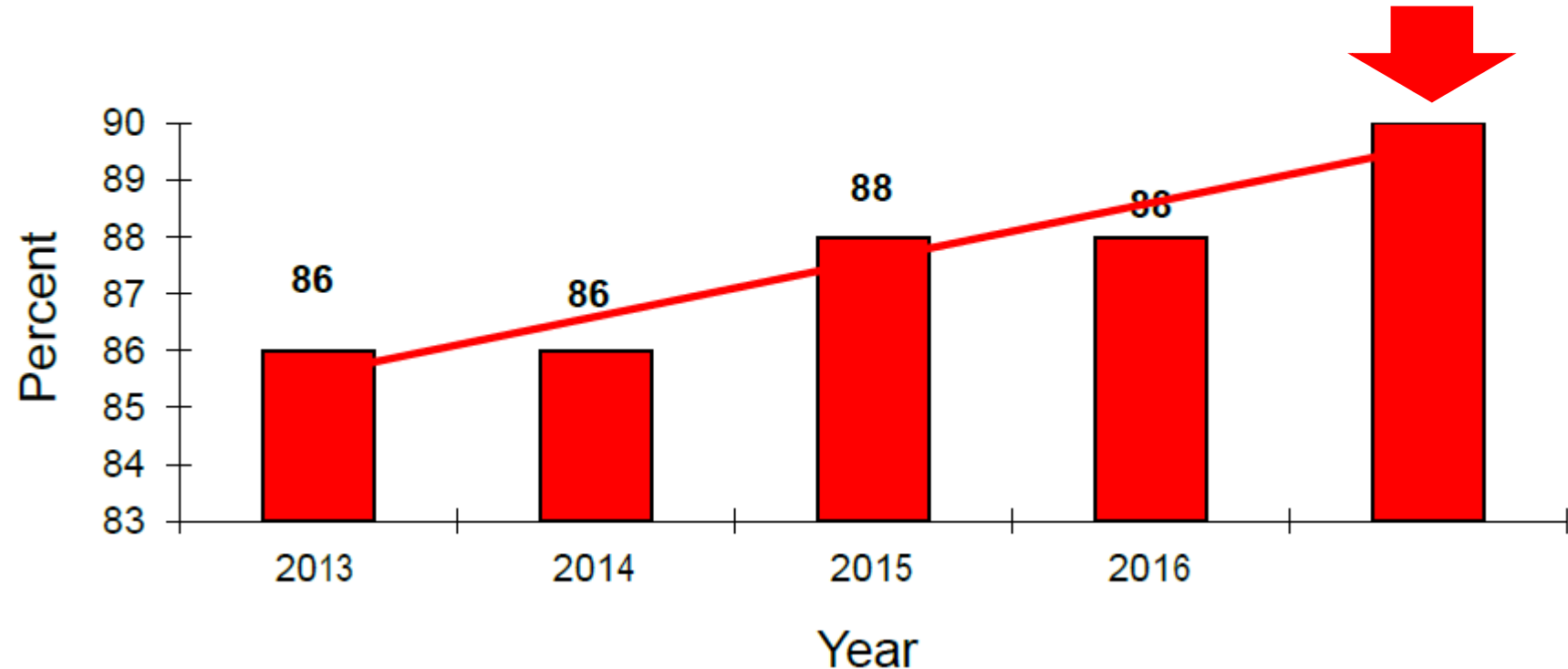
Equipment Service On-Site

SNAP-ON EQUIPMENT KEY PERFORMANCE INDICATOR

The most efficient service repair technicians in the industry

**90% OF ALL SERVICE CALLS ARE
COMPLETED WITHIN 48 HOURS**

Our service technicians carry an array of
repair parts on their trucks



TRAINING WHEN YOU NEED IT

- AT YOUR OWN PACE
- CERTIFIED COURSE

- OPTIMIZE YOUR KNOWLEDGE
- MINIMIZE YOUR TRAINING EXPENSE
- INCREASE YOUR SHOP'S PRODUCTIVITY

The Snap-on Training group develops and delivers training for individuals as-well-as for groups.

- Wheel alignment geometry Level 1 and Level 2
- OEM specific wheel alignment training
- Equipment specific training
- Group assessment

Patents

Find prior art

Discuss th

Method and apparatus for determining the alignment of motor vehicle wheels

US 5535522 A

ABSTRACT

An apparatus for determining the alignment of a motor vehicle's wheels and including targets (22L, 22R, 24L, 24R) which either form part of the wheels or are attached thereto, an optical sensing means such as a television camera (30) for viewing the targets, an electronic processing means (32) connected to the optical sensing means for processing the target images to determine wheel alignment, and a display means (34, 36) for displaying the alignment information. The optical sensing means (30) views a target located on each wheel and forms an image of each target. Electronic signals corresponding to each of the images are transferred to the electronic processing means (32) which correlates the perspective image of each of the targets with the true shape of each target. In so doing, the processor (32) relates the dimensions of certain known geometric elements (62, 63) of the target with the dimensions of corresponding elements in the perspective image and calculates the alignment of the wheels of the vehicle.

Publication number	US5535522 A
Publication type	Grant
Application number	US 08/122,550
PCT number	PCT/US1993/008333
Publication date	Jul 16, 1996
Filing date	Sep 3, 1993
Priority date ?	Sep 4, 1992
Fee status ?	Paid
Also published as	CA2143844A1 , 7 More »
Inventors	Bernie F. Jackson
Original Assignee	Jackson; Bernie F.
Export Citation	BiBTeX , EndNote , RefMan
Patent Citations (3), Referenced by (146), Classifications (11), Legal Events (6)	
External Links: USPTO , USPTO Assignment , Espacenet	



OUR COMPETITORS USE OUR TECHNOLOGY

Publication number US5535522 A
Publication type Grant
Application number US 08/122,550
PCT number PCT/US1993/008333
Publication date Jul 16, 1996
Filing date Sep 3, 1993
Priority date ? Sep 4, 1992
Fee status ? Paid
Also published as [CA2143844A1](#), [7 More »](#)
Inventors [Bernie F. Jackson](#)
Original Assignee [Jackson; Bernie F.](#)
Export Citation [BiBTeX](#), [EndNote](#), [RefMan](#)
[Patent Citations](#) (3), [Referenced by](#) (146), [Classifications](#) (11), [Legal Events](#) (6)
External Links: [USPTO](#), [USPTO Assignment](#), [Espacenet](#)

Publication number US5724743 A
Publication type Grant
Application number US 08/544,378
Publication date Mar 10, 1998
Filing date Oct 10, 1995
Priority date ? Sep 4, 1992
Fee status ? Paid
Also published as [CA2232534A1](#), [10 More »](#)
Inventors [Bernie Fergus Jackson](#)
Original Assignee [Snap-On Technologies, Inc.](#)
Export Citation [BiBTeX](#), [EndNote](#), [RefMan](#)
[Patent Citations](#) (17), [Referenced by](#) (152), [Classifications](#) (10), [Legal Events](#) (6)
External Links: [USPTO](#), [USPTO Assignment](#), [Espacenet](#)



Picture taken from the back of a Hunter Wheel Aligner



DESIGNED FOR SHOPS WHO DO:

- **SUSPENSION**
- **STEERING**
- **TIRE WORK**

- Space smart footprint optimized | mounts close to the wall
- Integrated design | everything in one location
- Connected and informed | WiFi ready
- Compact and practical

OPTIONAL TILT BEAM MECHANISM

Raise the alignment lift to any comfortable working position

EXTRUDED ALUMINUM CAMERA BEAM

Rigid support for added consistency and precision yet lightweight

Provides smooth vertical motion

HD CAMERAS

VIDEO SPEED CAMERAS CONSTANTLY MONITOR THE ALIGNMENT AND PROVIDE CRITICAL INFORMATION TO GET THE JOB DONE RIGHT - DETECTION OF COMMON ENVIRONMENTAL CONDITIONS AND VEHICLE PROBLEMS THAT RESULT IN MALADJUSTMENT

Software

Next Generation User Interface with Intelligent, Predictive Alignment Flow -Quick access to vehicle history from the home screen, manual vehicle selection by VIN and with optional VIN scanner and an all new graphic display optimized for maximum clarity and visibility

FAST ACCESS PRINTER

Easy access
No cumbersome doors

HD TARGETS WITH AC200 WHEEL CLAMPS

High speed self-centering wheel clamp for faster set ups

SPEED and EASE of USE
Do more alignments faster and better



WHEEL ALIGNMENT EQUIPMENT

State-of-the art technology in an affordable package

Fast and easy to use

geoliner® 770



geoliner® 770
Three camera system
Portable
Mobile
Audit capable
For high volume and high
production shops


geoliner® 320



geoliner® 320
Break the space barrier
Portable
For smaller bays and low volume shops

geoliner® 630

- Two Camera System
- Tilt beam option
- Passenger cars and light duty trucks up-to one ton
- OEM standard production vehicles
- Short and extended wheelbase
- Four wheel alignment
- Thrust line alignment
- Two wheel alignment



MONO BEAM CAMERA SUPPORT

Space saving construction

Fixed, no moving parts

The vertical camera beam support is of an extruded alloy mono beam type of construction ensuring rigidity and stability

The small footprint does not take up a lot of shop real estate

Powder coat finish provides a durable finish impervious to automotive fluids. The geoliner® 630 will look great for many year to come in your shop



TILT MECHANISM

Mechanically driven

Electromechanical, robust and reliable

Remote controlled electromechanical tilting camera beam provides an enhanced range of operation from the ground all the way up to the highest position on the alignment rack

Set the vehicle at a comfortable working height of your choice

The tilt mechanism moves the beam and provides a wider range of alignment rack heights regardless of wheelbase length.



WHEEL ALIGNMENT EQUIPMENT

State-of-the art technology in an affordable package

geoliner® 630



TECHNICAL SPECIFICATIONS

Part number	EEWA741G
Wheel size	13" - 24" (33 - 61 cm)
Tire Diameter	Up to 37" (94 cm)
Track width	48" - 96" (122 - 244cm)
Wheel base	79" - 180" (201 - 457cm)
Shipping weight	501 lbs (227kg)
Power requirements	120/230V 1Ph 50/60Hz

AC200 SPECIFICATIONS

Weight	11.5 lbs (5.2kg)
Construction	Cast Magnesium

STANDARD ACCESSORIES

AC200 wheel clamps & targets	Steering wheel holder
Brake pedal depressor	Two wheel chocks
Color inkjet printer	

OPTIONAL ACCESSORIES

AC200 wheel clamp accessory kit	EAK0320J34A
AC200 universal wheel clamp extension kit	EAK0268J62A
VIN scanner	EAK0289J86A
Wheel clamp floor stand	EAK0289J71A
Tip target	EAK0256J71A

WHEEL ALIGNMENT EQUIPMENT

State-of-the art technology in an affordable package

Fast and easy to use



geoliner® 630

- Two Camera System
- Tilt beam option
- Passenger cars and light duty trucks up-to one ton
- OEM standard production vehicles
- Short and extended wheelbase
- Four wheel alignment
- Thrust line alignment
- Two wheel alignment

geoliner® 630 Productivity Power Tools

- EZToe
- Cradle Adjust
- Elevated adjustments
- A-arm adjustment
- Eccentric cams adjustment
- Slotted control arms adjustment
- Vehicle Dimensioning (basic)

WHEEL ALIGNMENT EQUIPMENT

State-of-the art technology in an affordable package

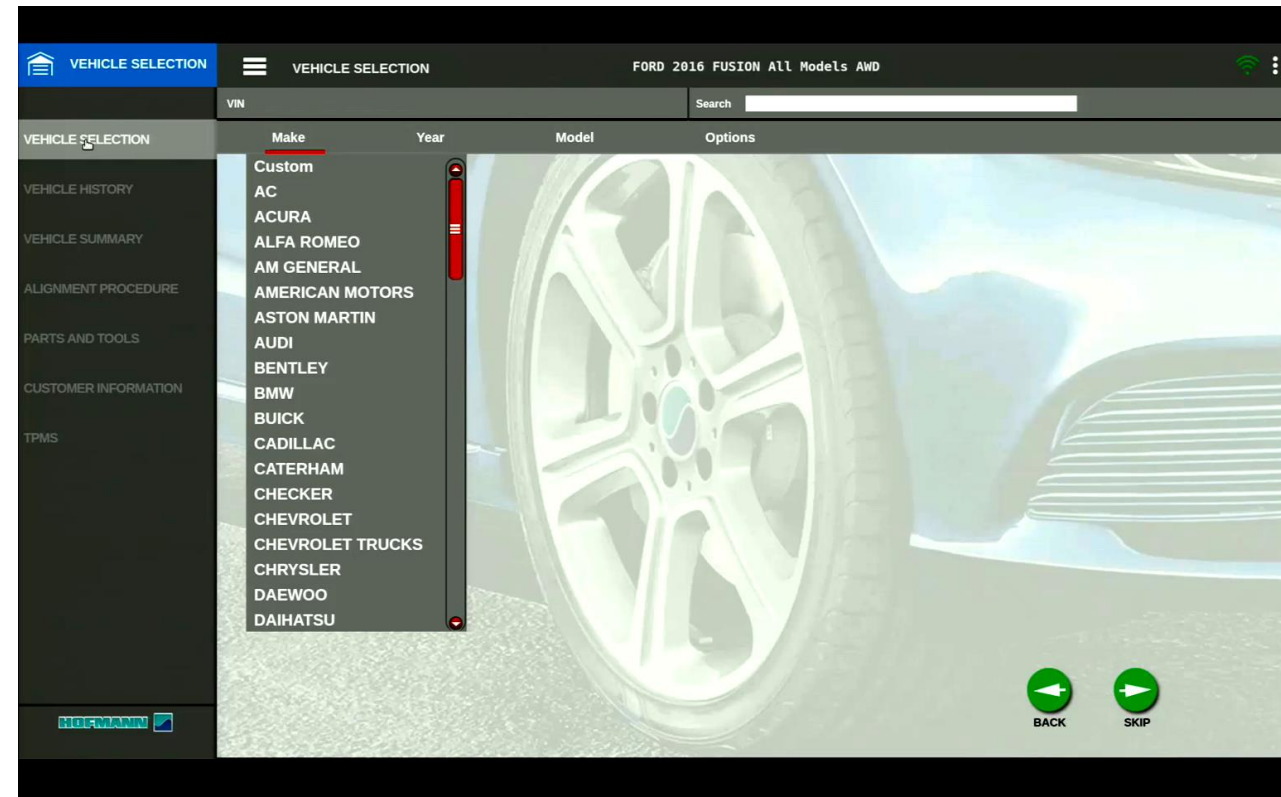
Ford Fusion ADAS example



geoliner® 630 Power Tools

- ADAS system support

ADAS SUPPORT



WHEEL ALIGNMENT EQUIPMENT

State-of-the art technology in an affordable package

EZToe for electromechanical power steering



geoliner® 630 Power Tools

- EZToe
- Fast Caster
- Cradle Adjust
- Elevated adjustments
- A-arm adjustment

EZTOE PROCEDURE



STEERING LEVEL CHECK

SET THE FRONT TOE WITHOUT USING A STEERING WHEEL HOLDER

WHEEL ALIGNMENT EQUIPMENT

State-of-the art technology in an affordable package

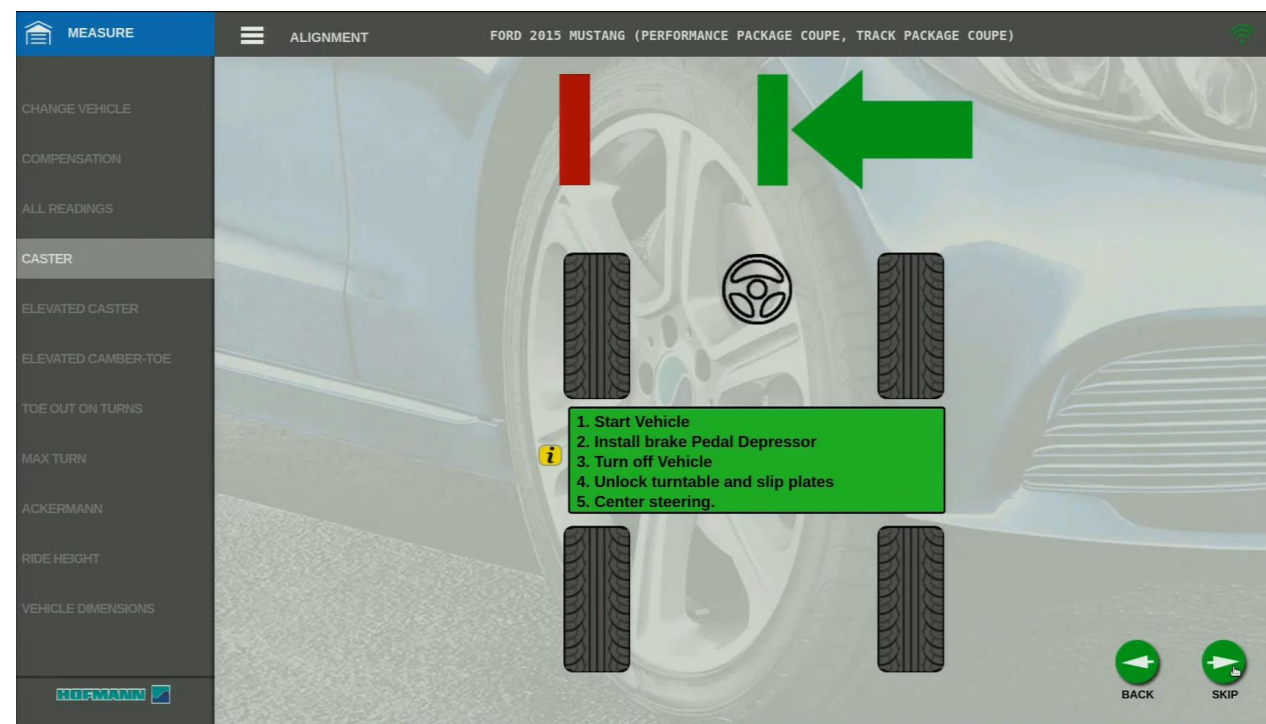
Fast Caster for quick, easy, and precis measurements



geoliner® 630 Power Tools

- EZToe
- FAST CASTER
- Cradle Adjust
- Elevated adjustments
- A-arm adjustment

CASTER AND SAI MEASUREMENTS



STEER IN THE DIRECTION OF THE ARROW

WHEEL ALIGNMENT EQUIPMENT

State-of-the art technology in an affordable package

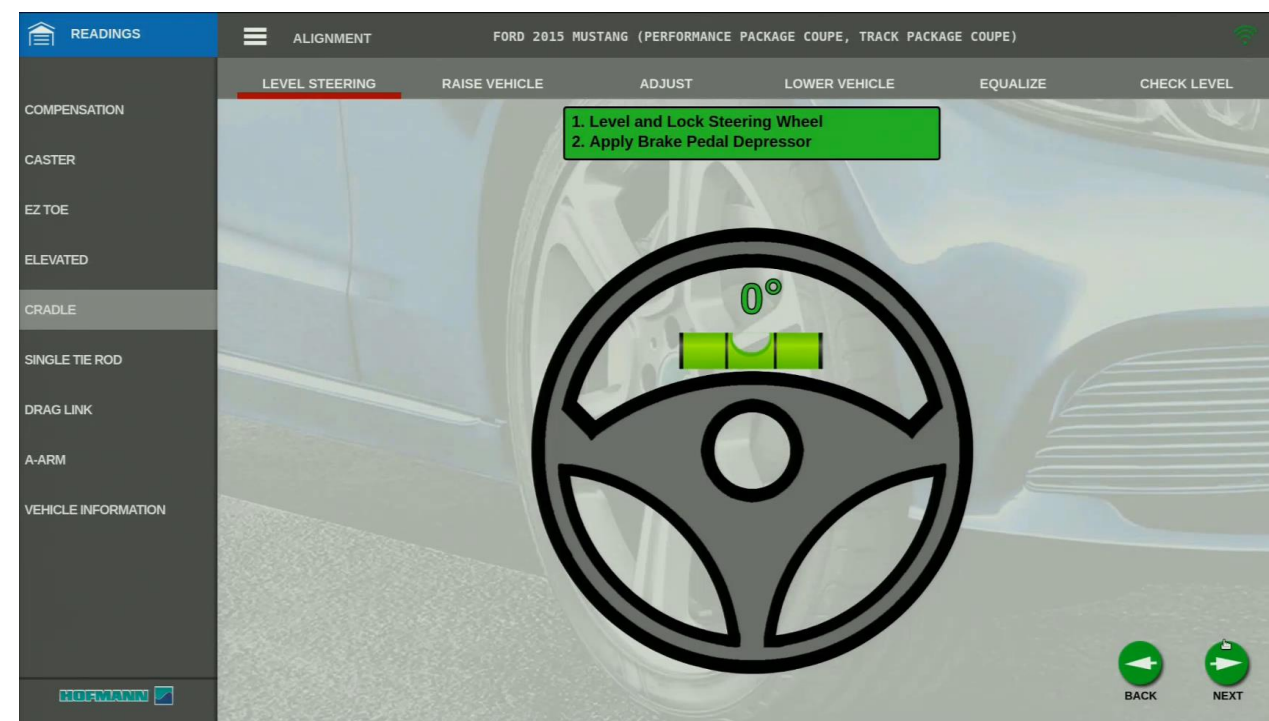
Cradle adjust



geoliner® 630 Power Tools

- EZToe\
- Fast Caster
- Cradle Adjust →
- Elevated adjustments
- A-arm adjustment
- Eccentric cams adjustment
- Slotted control arms adjustment

CRADLE ADJUST



Move cradle front to back and sideways until the SAI meter is centered and the caster is equal

WHEEL ALIGNMENT EQUIPMENT

State-of-the art technology in an affordable package

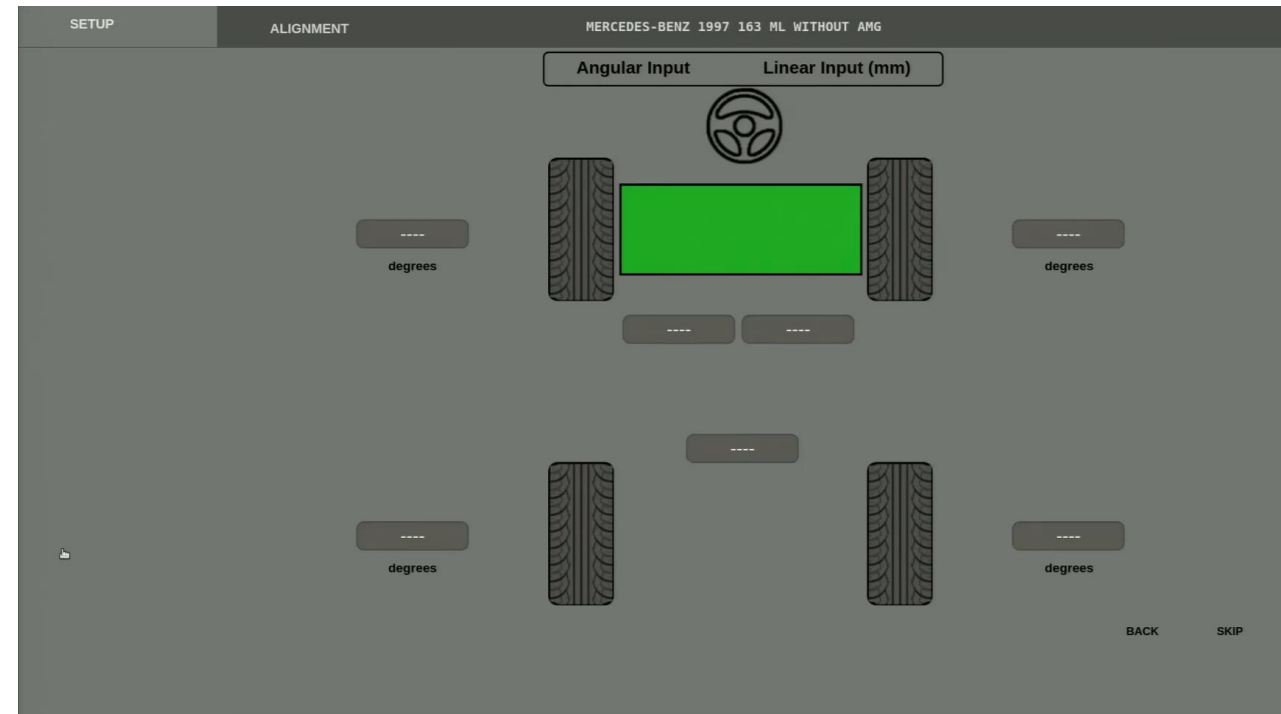
Vehicle Manufacturer Specific Ride Height information



geoliner® 630 Power Tools

- EZToe\
- Fast Caster
- **RIDE HEIGHT** →
- Elevated adjustments
- A-arm adjustment
- Eccentric cams adjustment
- Slotted control arms adjustment

MERCEDES BENZ RIDE HEIGHT

A screenshot of the geoliner 630 software interface for Mercedes-Benz ride height adjustment. The screen is titled "MERCEDES-BENZ 1997 163 ML WITHOUT AMG". It has two tabs: "SETUP" and "ALIGNMENT". Under the "ALIGNMENT" tab, there are two input fields: "Angular Input" and "Linear Input (mm)". Below these fields, there is a diagram of a car's front end with a steering wheel icon in the center. The diagram shows four tire icons at the corners. Each tire icon has a corresponding input field below it, labeled "degrees". The central area of the car diagram is highlighted in green. At the bottom right of the screen, there are "BACK" and "SKIP" buttons.

Mercedes Benz ride height data screen. Ride height can be entered two ways, linear in millimeters or inches, and angular using a Romess gauge.

WHEEL ALIGNMENT EQUIPMENT

State-of-the art technology in an affordable package

Shims, eccentric cams, slotted control arms



geoliner® 630 Power Tools

- EZToe\
- Fast Caster
- Cradle Adjust
- Elevated adjustments
- A-ARM ADJUSTMENT (SHIMS)
- ECCENTRIC CAMS ADJUSTMENT
- SLOTTED CONTROL ARMS ADJUSTMENT

A ARM ADJUST



WHEEL ALIGNMENT EQUIPMENT

State-of-the art technology in an affordable package

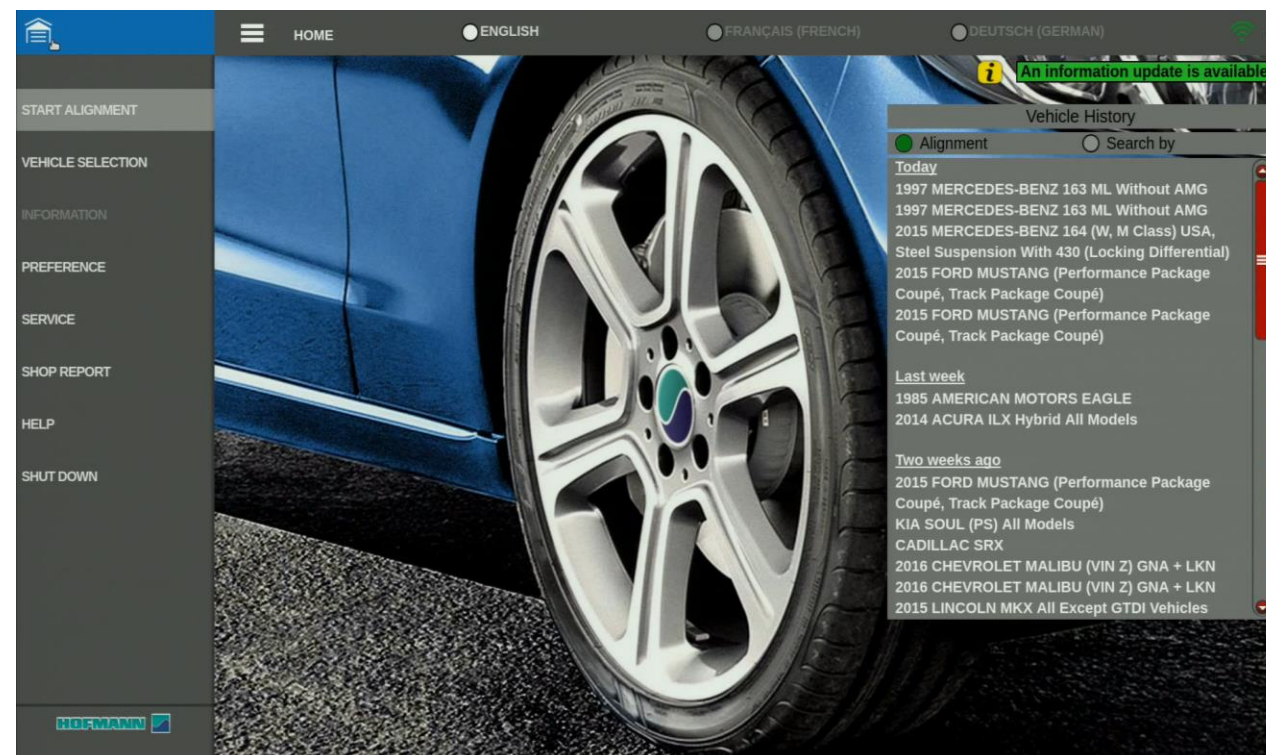
Vehicle Manufacturer Specific Requirements



geoliner® 630 Power Tools

- EZToe\
- Fast Caster
- Cradle Adjust
- Elevated adjustments
- BMW Loading information

BMW LOADING



AC200 CLAMPS

Faster set up, wider range, positive clamping

GRAB IT AND HOLD IT

AC200 wheel clamps are a legacy product.
They provide a wide range of wheel size
clamping.

The wheel claws are angled facilitating
mounting on the wheel

The positive grip ensures that the targets will
not move due to excessive vibrations when
using pneumatic tools to loosen the
adjustments



geoliner® 630

IMAGING ALIGNER

A unique feature of the geoliner 630, is it's ability to detect circumstances that would lead to a bad alignment

The three levels of error detection

PRIME FEATURE

COMPENSATE

WARN

ALERT

geoliner® 630

IMAGING ALIGNER

LEVEL 1

ERROR COMPENSATION

The machine has detected a potential error and will compensate or make the necessary corrections

You will have a great alignment

COMPENSATE

Correct do not inform the user

WARN

ALERT

geoliner® 630

IMAGING ALIGNER

LEVEL 2

ERROR COMPENSATION

The machine has detected a potential error and will compensate or make the necessary corrections and is advising you of the condition

You will have a great alignment

COMPENSATE

WARN

Correct and inform user

ALERT

geoliner® 630

IMAGING ALIGNER

LEVEL 3

ERROR COMPENSATION

The machine has detected an issue and is informing you that this may not be a good alignment

Read the error message and rectify the condition causing the error message

COMPENSATE

WARN

ALERT

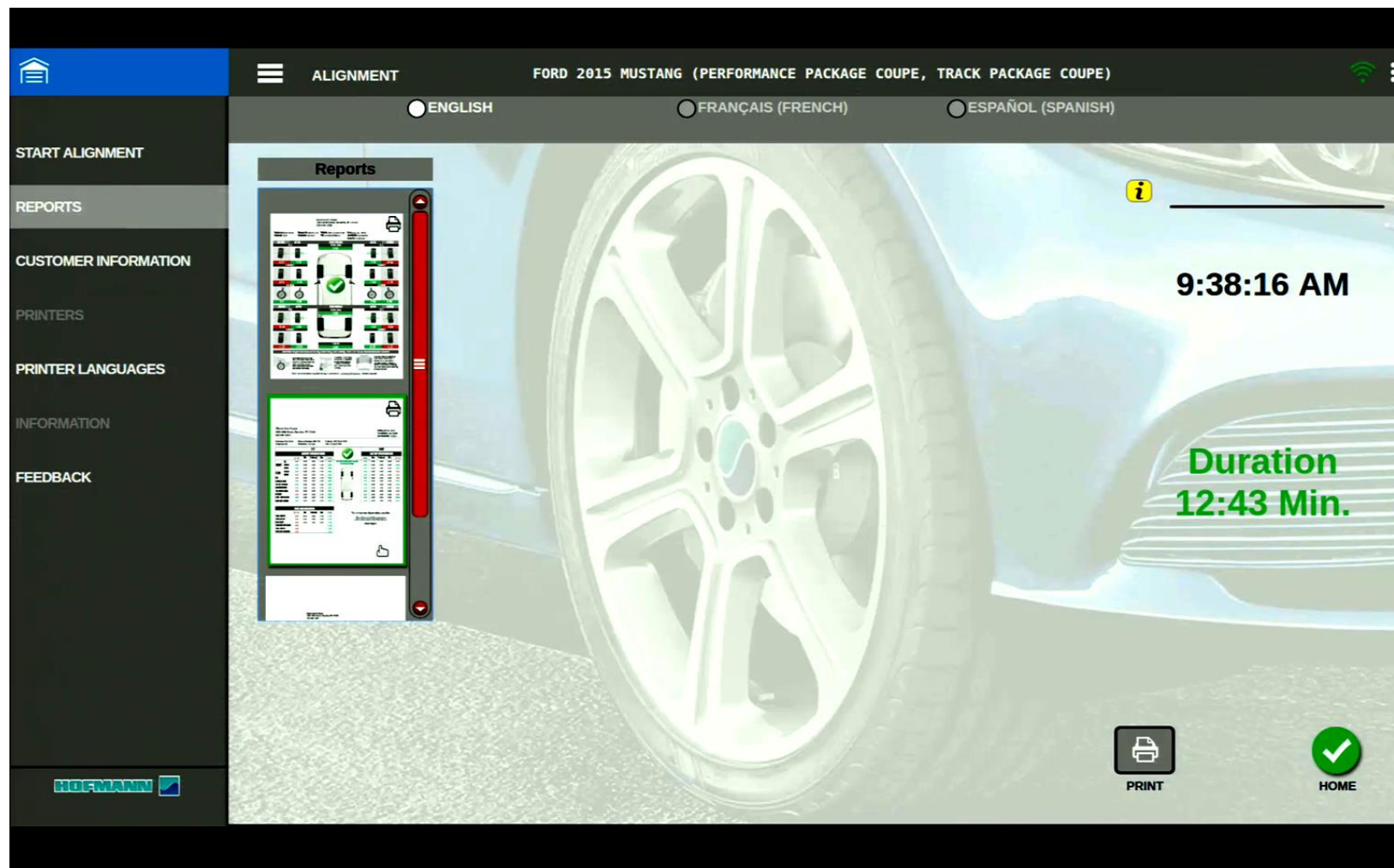
Inform and notify the user to correct the condition

WHEEL ALIGNMENT REPORTS

Before and after customer
friendly wheel alignment
report

Technician's report

Vehicle dimensioning
report



FIVE YEAR “PEACE OF MIND” WARRANTY

AVAILABLE ON HOFMANN WHEEL ALIGNMENT EQUIPMENT

OPERATE YOUR WHEEL ALIGNER WITH CONFIDENCE

- Extended Factory Warranty
- Current Specification Updates
- Annual Optimizations and Precision Adjustments

<input type="checkbox"/>	PLATINUM PACKAGE
	<p>Five Years of Specifications</p> <p>Five Years of Software Upgrades and Enhancements (Three Updates per Year Installed by a Factory Trained Professional)</p> <p>Five Years of On-Site Service (Includes Parts & Labor)</p> <p>Five Annual Optimizations and Precision Adjustments</p>
<input type="checkbox"/>	GOLD PACKAGE
	<p>Five Years of Specifications</p> <p>Five Years of Software Upgrades and Enhancements</p> <p>Three Years of On-Site Service (Includes Parts & Labor)</p>
<input type="checkbox"/>	SILVER PACKAGE
	<p>Five Years of Specifications</p> <p>Five Years of Software Upgrades and Enhancements</p>
<input type="checkbox"/>	PRICE: \$0 DECLINED
	Standard Warranty Applies

_____ Customer Signature	_____ Customer (Print)	_____ Date
_____ Representative Signature	_____ Representative (Print)	_____ Date



INNOVATION
PRECISION
ENGINEERING EXCELLENCE

ORDER ONE TODAY

For more information:

<https://us.hofmann-equipment.com/>

